



**Board of County Commissioners
Impact Fee Report
For
Fiscal Year 2019**

**Board of County Commissioners
Impact Fee Report
For Fiscal Year 2019**

INDEX

Page

1 Acknowledgments

Introduction

2 - Introductory Letter

Impact Fee Summary Highlights

3 - Impact Fee Revenues & Expenditures for Fiscal Year 2019

4 - Summary of Impact Fee Revenues by Zone

5 - Summary of Impact Fee Expenditures by Zone

6 - Summary of Impact Fee Revenues by Municipality

7 - Credit Summary Report

Impact Fee Historical Trends

8 - Summary of Impact Fee Revenues by Fiscal Year 2014-2019

9 - Summary of Impact Fee Expenditures by Fiscal Year 2014-2019

Impact Fee Revenue by Municipality

10-49 - Detail Impact Fee Revenues by Municipality

Impact Fee Expenditures by Benefit Zone

50-54 - Impact Fee Expenditures for Roads

55 - Impact Fee Expenditures for Law Enforcement

56 - Impact Fee Expenditures for Fire Rescue

57-59 - Impact Fee Expenditures for Parks

60 - Impact Fee Expenditures for Public Buildings

61 - Impact Fee Expenditures for Libraries

62-65 - Impact Fee Expenditures for Schools

Impact Fee Benefit Zone Maps

66 - Impact Fee Benefit Zone Map for Schools

67 - Impact Fee Benefit Zone Map for Roads

68 - Impact Fee Benefit Zone Map for Law Enforcement

69 - Impact Fee Benefit Zone Map for Fire Rescue

70 - Impact Fee Benefit Zone Map for Parks

71 - Impact Fee Benefit Zone Map for Public Buildings

72 - Impact Fee Benefit Zone Map for Libraries

**PALM BEACH COUNTY
ACKNOWLEDGEMENTS**

Special recognition should be given to the following individuals for their effort in coordinating and preparing the 2019 Impact Fee Report.

**Office of Financial Management & Budget
(in alphabetical order)**

Sherry Brown	Director of OFMB
Michele A. Bonanni	Financial Analyst II
Richard Iavarone	Director of Financial Management Division
Willie Swoope	Impact Fee Manager

**Municipal Collecting Agents
(in alphabetical order)**

**Boca Raton
Boynton Beach
Briny Breezes
Delray Beach
Golf
Greenacres
Juno Beach
Jupiter
Mangonia Park
North Palm Beach
Palm Beach Gardens
Palm Springs
Riviera Beach
Royal Palm Beach
Tequesta
Wellington**

Special thanks to:

County Commissioners, County Administrator, Deputy County Administrator, and Assistant County Administrators for their continuous support of the Impact Fee Program.

Palm Beach County's PZ&B Building and Accounting Staff for their efforts in collection and accounting of Impact Fees.

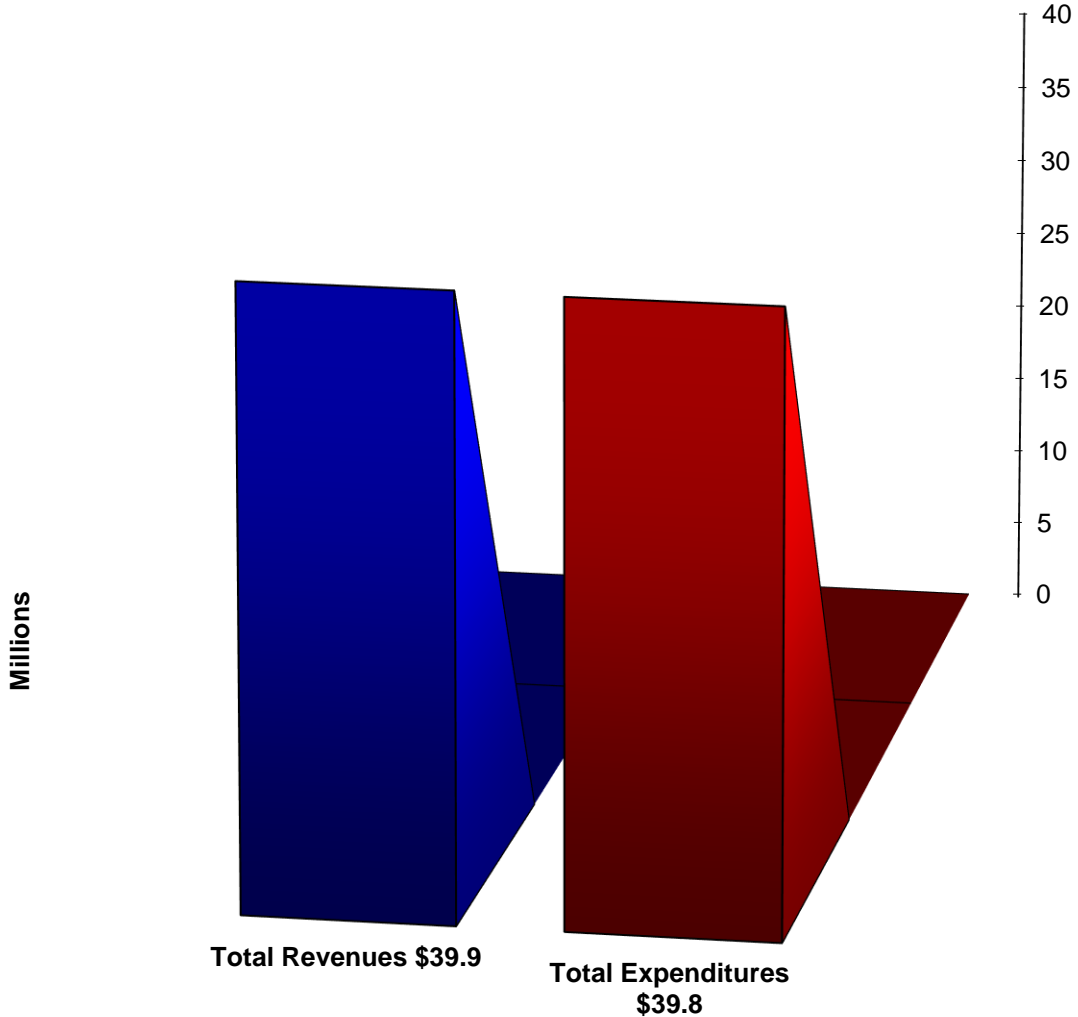
Palm Beach County's Information System Services & Finance Department for their continued support of the Impact Fee program.



IMPACT FEE

SUMMARY HIGHLIGHTS

**Impact Fee Revenues & Expenditures For
Fiscal Year 2019**



**Board of County Commissioners
Collection of Impact Fees
By Zone**

<u>Descriptions</u>	<u>2019 Actual</u>
<u>School Program</u>	
Impact Fee Zone 1	\$780,189
Impact Fee Zone 2	3,303,180
Impact Fee Zone 3	2,417,140
Impact Fee Zone 4	1,074,380
<u>Road Program</u>	
Impact Fees Zone 1	3,069,464
Impact Fees Zone 2	6,460,067
Impact Fees Zone 3	4,422,908
Impact Fees Zone 4	5,894,361
Impact Fees Zone 5	6,828,702
<u>Law Enforcement Program</u>	
Law Enforcement Impact Fees	376,034
<u>Fire Rescue Program</u>	
Fire Rescue Impact Fees	32,965
<u>Parks Program</u>	
Impact Fees Z-1	333,926
Impact Fees Z-2	1,688,420
Impact Fees Z-3	1,120,170
<u>Other Programs</u>	
Public Building Impact Fees	1,400,376
Library Impact Fees	691,612
Grand Total	\$39,893,894

Descriptions	2019 Actual
School	\$7,574,889
Road	26,675,502
Law Enforcement	376,034
Fire/Rescue	32,965
Parks	3,142,516
Public Building	1,400,376
Library	\$691,612
Grand Total	\$39,893,894

**Board of County Commissioners
Summary of Impact Fee Expenditures
By Zone**

Descriptions	2019 Expenditures
Roads I/F - Zone 1	\$13,100,138
Roads I/F - Zone 2	5,876,561
Roads I/F - Zone 3	2,331,426
Roads I/F - Zone 4	629,749
Roads I/F - Zone 5	8,389,720
Law Enforcement	4,878
Fire Rescue I/F	2,610,735
Parks I/F Zone 1	191,084
Parks I/F Zone 2	74,536
Parks I/F Zone 3	138,604
Public Building I/F	0
Library I/F	0
School I/F Zone 1	983,020
School I/F Zone 2	2,897,426
School I/F Zone 3	1,227,867
School I/F Zone 4	1,339,034
Grand Total	\$39,794,778

Summary of Impact Fees	2019 Actual
School	\$6,447,347
Roads	30,327,594
Law	4,878
Fire Rescue	2,610,735
Parks	404,224
Public Building	0
Library	0
Grand Total	\$39,794,778

**Board of County Commissioners
Summary of Impact Fee Revenue
By Municipality**

<u>Descriptions</u>	<u>2019 Actual</u>
Atlantis	\$0
Belle Glade	0
Boca Raton	2,524,662
Boynton Beach	2,561,674
Briny Breeze	0
Cloud Lake	0
Delray Beach	767,863
Glen Ridge	27,463
Golf	15,279
Greenacres	230,466
Gulfstream	655
Haverhill	20,120
Highland Beach	0
Hypoluxo	0
Juno Beach	10,555
Jupiter	1,533,722
Jupiter Inlet Colony	0
Lake Clarke Shores	20,231
Lake Park	103,834
Lake Worth	534,541
Lantana	1,840,334
Loxahatchee Groves	34,335
Manalapan	0
Mangonia Park	0
North Palm Beach	260,642
Ocean Ridge	20,483
Pahokee	0
Palm Beach	85,646
Palm Beach Gardens	1,545,627
Palm Beach Shores	0
Palm Springs	1,020,400
Riviera Beach	86,103
Royal Palm Beach	2,402,084
South Bay	0
South Palm Beach	0
Tequesta	12,977
Unincorporated P.B.C.	18,207,342
Wellington	374,576
Westlake	629,199
West Palm Beach	5,023,081
Grand Total	<u><u>\$39,893,894</u></u>

Palm Beach County Credit Summary Report Fiscal Year 2019

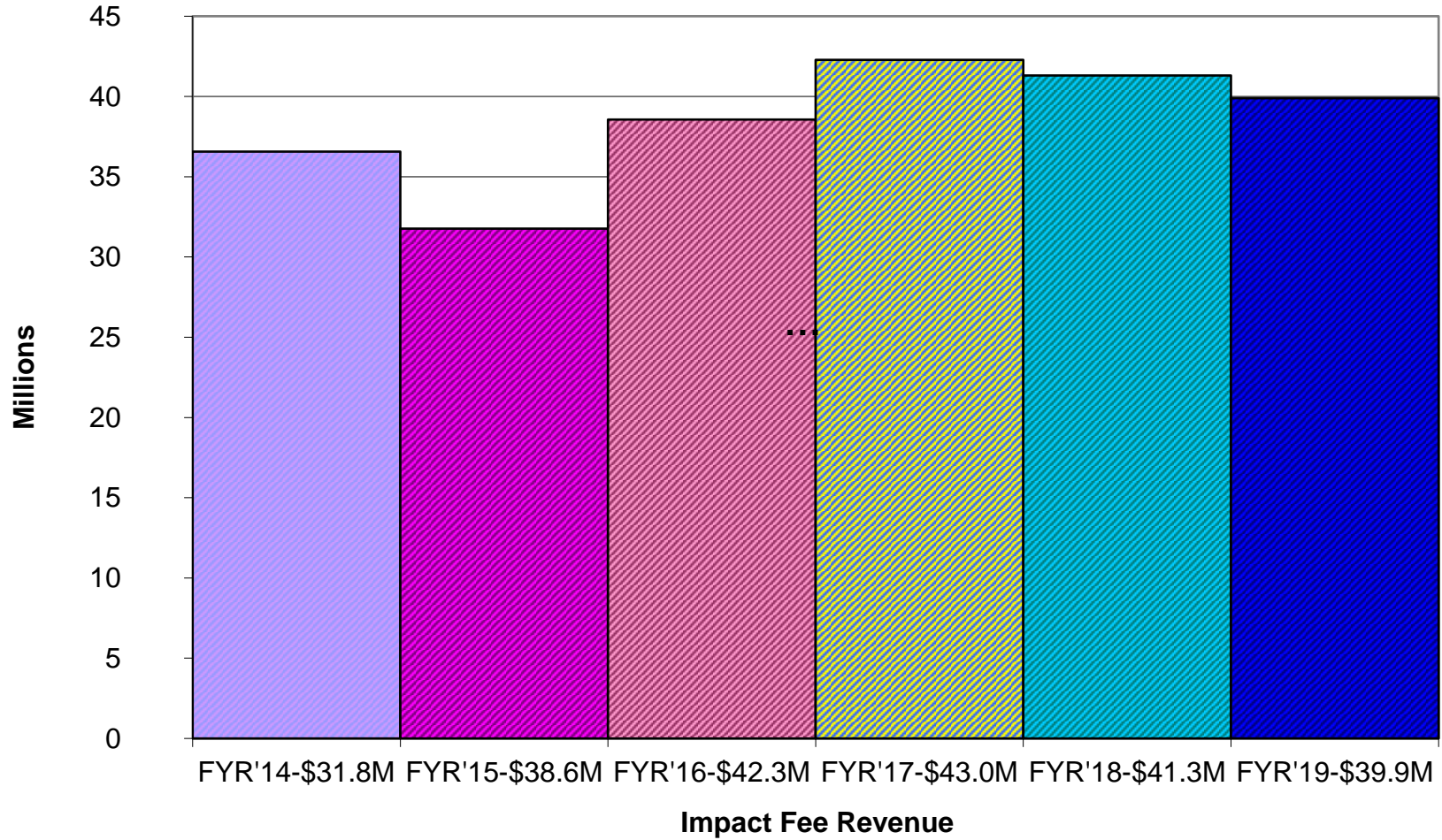
Impact Fee Components September-19	<----- Monthly Credit ----->		<----- Total Credit ----->		Available Credit Balances as of September 30, 2019
	Allowed	Used	Authorized	Used	
Fire Rescue	\$0.00	\$0.00	\$19,956.54	\$19,956.54	\$0.00
Parks	\$0.00	\$7,523.13	\$8,361,045.40	\$3,028,028.84	\$5,333,016.56
Schools	\$0.00	\$37,215.00	\$13,291,723.15	\$8,478,891.92	\$4,812,831.23
Roads	\$0.00	\$310,553.46	\$147,967,982.57	\$119,785,476.05	\$28,182,506.52
Libraries	\$0.00	\$0.00	\$8,213.94	\$8,213.94	\$0.00
Public Buildings	\$0.00	\$0.00	\$11,179.82	\$7,557.02	\$3,622.80
Law - Patrol	\$0.00	\$0.00	\$4,079.14	\$4,079.14	\$0.00
Law - County	\$0.00	\$0.00	\$411.50	\$8.04	\$403.46
Total	\$0.00	\$355,291.59	\$169,664,592.06	\$131,332,211.49	\$38,332,380.57



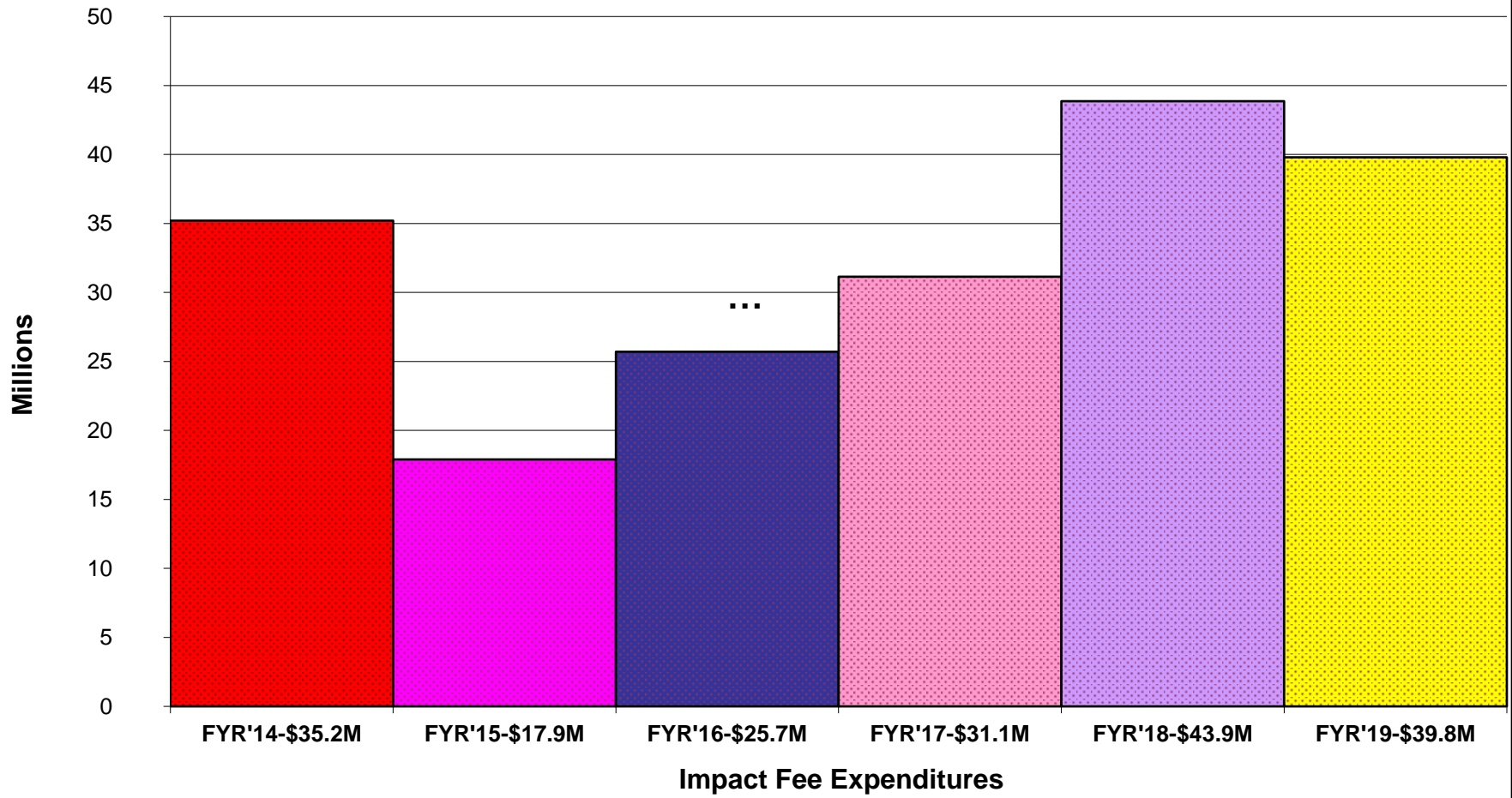
IMPACT FEE

HISTORICAL TRENDS

Impact Fee Revenue by Fiscal Year Fiscal Years 2014 - 2019



Impact Fee Expenditures by Fiscal Year Fiscal Years 2014- 2019





**IMPACT FEE REVENUE
BY MUNICIPALITY**

**Board of County Commissioners
Detail Impact Fee Revenue
City of Atlantis**

Descriptions	2019 Actual
School I/F Zone 2	\$0
Roads I/F Zone 4	0
Parks I/F Zone 2	0
Public Building I/F	0
Library I/F	0
Grand Total	\$0

Summary of Impact Fees	2019 Actual
School	\$0
Roads	0
Parks	0
Public Building	0
Library	0
Grand Total	\$0

**Board of County Commissioners
Detail Impact Fee Revenue
City of Belle Glade**

Descriptions	2019 Actual
Public Building I/F	\$0
Library I/F	0
Grand Total	\$0

Summary of Impact Fees	2019 Actual
Public Building	\$0
Library	0
Grand Total	\$0

**Board of County Commissioners
Detail Impact Fee Revenue
City of Boca Raton**

Descriptions	2019 Actual
School I/F Zone 3	\$487,527
Roads I/F Zone 5	1,876,651
Parks I/F Zone 3	90,820
Public Building I/F	69,664
Grand Total	\$2,524,662

Summary of Impact Fees	2019 Actual
School	\$487,527
Roads	1,876,651
Parks	90,820
Public Building	69,664
Grand Total	\$2,524,662

**Board of County Commissioners
Detail Impact Fee Revenue
City of Boynton Beach**

Descriptions	2019 Actual
School I/F Zone 2	\$660,729
School I/F Zone 3	11,203
Roads I/F Zone 4	1,617,061
Roads I/F Zone 5	63,227
Parks I/F Zone 2	123,441
Parks I/F Zone 3	1,739
Public Building I/F	84,274
Grand Total	\$2,561,674

Summary of Impact Fees	2019 Actual
School	\$671,932
Roads	1,680,288
Parks	125,180
Public Building	84,274
Grand Total	\$2,561,674

**Board of County Commissioners
Detail Impact Fee Revenue
Town of Briny Breeze**

Descriptions	2019 Actual
School I/F Zone 3	\$0
Roads I/F Zone 4	0
Parks I/F Zone 3	0
Public Building I/F	0
Grand Total	\$0

Summary of Impact Fees	2019 Actual
School	\$0
Roads	0
Parks	0
Public Building	0
Grand Total	\$0

**Board of County Commissioners
Detail Impact Fee Revenue
Town of Cloud Lake**

Descriptions	2019 Actual
School I/F Zone 2	\$0
Roads I/F Zone 2	0
Law Enforcement I/F	0
Fire Rescue I/F	0
Parks I/F Zone 2	0
Public Building I/F	0
Library I/F	0
Grand Total	\$0

Summary of Impact Fees	2019 Actual
School	\$0
Roads	0
Law	0
Fire Rescue	0
Parks	0
Public Building	0
Library	0
Grand Total	\$0

**Board of County Commissioners
Detail Impact Fee Revenue
City of Delray Beach**

Descriptions	2019 Actual
School I/F Zone 3	\$116,740
Roads I/F Zone 5	592,759
Parks I/F Zone 3	35,673
Public Building I/F	22,691
Grand Total	\$767,863

Summary of Impact Fees	2019 Actual
School	\$116,740
Roads	592,759
Parks	35,673
Public Building	22,691
Grand Total	\$767,863

**Board of County Commissioners
Detail Impact Fee Revenue
Town of Glen Ridge**

Descriptions	2019 Actual
School I/F Zone 2	\$6,828
Roads I/F Zone 2	15,472
Law Enforcement I/F	495
Fire Rescue I/F	0
Parks I/F Zone 2	3,080
Public Building I/F	760
Library I/F	828
Grand Total	\$27,463

Summary of Impact Fees	2019 Actual
School	\$6,828
Roads	15,472
Law	495
Fire Rescue	0
Parks	3,080
Public Building	760
Library	828
Grand Total	\$27,463

**Board of County Commissioners
Detail Impact Fee Revenue
Village of Golf**

Descriptions	2019 Actual
School I/F Zone 3	\$1,955
Roads I/F Zone 5	7,033
Law Enforcement I/F	788
Parks I/F Zone 3	901
Public Building I/F	4,602
Grand Total	\$15,279

Summary of Impact Fees	2019 Actual
School	\$1,955
Roads	7,033
Law	788
Parks	901
Public Building	4,602
Grand Total	\$15,279

**Board of County Commissioners
Detail Impact Fee Revenue
City of Greenacres**

<u>Descriptions</u>	<u>2019 Actual</u>
School I/F Zone 2	\$35,416
Roads I/F Zone 2	169,283
Roads I/F Zone 4	0
Parks I/F Zone 2	15,251
Public Building I/F	5,870
Library I/F	4,646
Grand Total	<u><u>\$230,466</u></u>

<u>Summary of Impact Fees</u>	<u>2019 Actual</u>
School	\$35,416
Roads	169,283
Parks	15,251
Public Building	5,870
Library	4,646
Grand Total	<u><u>\$230,466</u></u>

**Board of County Commissioners
Detail Impact Fees Revenue
Town of Gulfstream**

Descriptions	2019 Actual
School I/F Zone 3	\$63
Road I/F Zone 5	0
Parks I/F Zone 3	27
Public Buildings	565
Grand Total	\$655

Summary of Impact Fees	2019 Actual
School	\$63
Roads	0
Parks	27
Public Buildings	565
Grand Total	\$655

**Board of County Commissioners
Detail Impact Fee Revenue
Town of Haverhill**

Descriptions	2019 Actual
School I/F Zone 2	\$3,367
Roads I/F Zone 2	14,066
Law Enforcement I/F	247
Fire Rescue I/F	0
Parks I/F Zone 2	1,552
Public Building I/F	425
Library I/F	463
Grand Total	\$20,120

Summary of Impact Fees	2019 Actual
School	\$3,367
Roads	14,066
Law	247
Fire Rescue	0
Parks	1,552
Public Building	425
Library	463
Grand Total	\$20,120

**Board of County Commissioners
Detail Impact Fee Revenue
Town of Highland Beach**

Descriptions	2019 Actual
School I/F Zone 3	\$0
Roads I/F Zone 5	0
Parks I/F Zone 3	0
Public Building I/F	0
Grand Total	\$0

Summary of Impact Fees	2019 Actual
School	\$0
Roads	0
Parks	0
Public Building	0
Grand Total	\$0

**Board of County Commissioners
Detail Impact Fee Revenue
Town of Hypoluxo**

Descriptions	2019 Actual
School I/F Zone 2	\$0
Roads I/F Zone 4	0
Parks I/F Zone 2	0
Public Building I/F	0
Library I/F	0
Grand Total	\$0

Summary of Impact Fees	2019 Actual
School	\$0
Roads	0
Parks	0
Public Building	0
Library	0
Grand Total	\$0

**Board of County Commissioners
Detail Impact Fee Revenue
Town of Juno Beach**

Descriptions	2019 Actual
School I/F Zone 1	\$2,118
Roads I/F Zone 1	7,033
Fire Rescue I/F	63
Parks I/F Zone 1	763
Public Building I/F	266
Library I/F	312
Grand Total	\$10,555

Summary of Impact Fees	2019 Actual
School	\$2,118
Roads	7,033
Fire Rescue	63
Parks	763
Public Building	266
Library	312
Grand Total	\$10,555

**Board of County Commissioners
Detail Impact Fee Revenue
Town of Jupiter**

Descriptions	2019 Actual
School I/F Zone 1	\$198,140
Roads I/F Zone 1	1,215,740
Fire Rescue I/F	1,894
Parks I/F Zone 1	35,742
Public Building I/F	55,706
Library I/F	26,500
Grand Total	\$1,533,722

Summary of Impact fees	2019 Actual
School	\$198,140
Roads	1,215,740
Fire Rescue	1,894
Parks	35,742
Public Building	55,706
Library	26,500
Grand Total	\$1,533,722

**Board of County Commissioners
Detail Impact Fee Revenue
Town of Jupiter Inlet Colony**

Descriptions	2019 Actual
School I/F Zone 1	\$0
Parks I/F Zone 1	0
Public Building I/F	0
Library I/F	0
Grand Total	\$0

Summary of Impact Fees	2019 Actual
School	\$0
Parks	0
Public Building	0
Library	0
Grand Total	\$0

**Board of County Commissioners
Detail Impact Fee Revenue
Town of Lake Clarke Shores**

Descriptions	2019 Actual
School I/F Zone 2	\$3,604
Roads I/F Zone 2	14,066
Fire Rescue I/F	0
Parks I/F Zone 2	1,661
Public Building I/F	431
Library I/F	469
Grand Total	\$20,231

Summary of Impact Fees	2019 Actual
School	\$3,604
Roads	\$14,066
Fire Rescue	0
Parks	1,661
Public Building	431
Library	469
Grand Total	\$20,231

**Board of County Commissioners
Detail Impact Fee Revenue
Town of Lake Park**

Descriptions	2019 Actual
School I/F Zone 1	\$0
Roads IF Zone 1	101,684
Parks I/F Zone 1	0
Public Building I/F	2,150
Grand Total	\$103,834

Summary of Impact Fees	2019 Actual
School	\$0
Roads	101,684
Parks	0
Public Building	2,150
Grand Total	\$103,834

**Board of County Commissioners
Detail Impact Fee Revenue
City of Lake Worth**

Descriptions	2019 Actual
School I/F Zone 2	\$131,674
Roads I/F Zone 2	285,768
Roads I/F Zone 4	60,157
Parks I/F Zone 2	24,224
Fire Rescue	267
Public Building I/F	32,451
Grand Total	\$534,541

Summary of Impact Fees	2019 Actual
School	\$131,674
Roads	345,925
Parks	24,224
Fire Rescue	267
Public Building	32,451
Grand Total	\$534,541

**Board of County Commissioners
Detail Impact Fee Revenue
Town of Lantana**

<u>Descriptions</u>	<u>2019 Actual</u>
School I/F Zone 2	\$422,378
Roads I/F Zone 4	1,308,704
Fire Rescue I/F	267
Parks I/F Zone 2	103,604
Public Building I/F	5,381
Grand Total	\$1,840,334

Summary of Impact Fees	2019 Actual
School	\$422,378
Roads	1,308,704
Fire Rescue	267
Parks	103,604
Public Building	5,381
Grand Total	\$1,840,334

**Board of County Commissioners
Detail Impact Fee Revenue
Town of Loxahatchee Groves**

Descriptions	2019 Actual
School I/F Zone 4	\$6,937
Roads I/F Zone 3	19,974
Parks I/F Zone 2	3,230
Fire Rescue	267
Library	936
Law Enforcement	637
Public Building I/F	2,354
Grand Total	\$34,335

Summary of Impact Fees	2019 Actual
School	\$6,937
Roads	19,974
Parks	3,230
Fire Rescue	267
Library	936
Law Enforcement	637
Public Building	2,354
Grand Total	\$34,335

**Board of County Commissioners
Detail Impact Fee Revenue
Town of Manalapan**

Descriptions	2019 Actual
School I/F Zone 2	\$0
Roads I/F Zone 4	0
Parks I/F Zone 2	0
Public Building I/F	0
Grand Total	\$0

Summary of Impact Fees	2019 Actual
School	\$0
Roads	0
Parks	0
Public Building	0
Grand Total	\$0

**Board of County Commissioners
Detail Impact Fee Revenue
Town of Mangonia Park**

Descriptions	2019 Actual
School I/F Zone 2	\$0
Roads I/F Zone 2	0
Parks I/F Zone 2	0
Public Building I/F	0
Library I/F	0
Grand Total	\$0

Summary of Impact Fees	2019 Actual
School	\$0
Roads	0
Parks	0
Public Building	0
Library	0
Grand Total	\$0

**Board of County Commissioners
Detail Impact Fee Revenue
Village of North Palm Beach**

Descriptions	2019 Actual
School I/F Zone 1	\$55,868
Roads I/F Zone 1	168,515
Parks I/F Zone 1	29,103
Public Building I/F	7,156
Grand Total	\$260,642

Summary of Impact Fees	2019 Actual
School	\$55,868
Roads	168,515
Parks	29,103
Public Building	7,156
Grand Total	\$260,642

**Board of County Commissioners
Detail Impact Fee Revenue
Town of Ocean Ridge**

Descriptions	2019 Actual
School I/F Zone 2	\$0
School I/F Zone 3	6,280
Roads I/F Zone 4	11,590
Parks I/F Zone 2	0
Parks I/F Zone 3	1,480
Public Building I/F	542
Library I/F	591
Grand Total	\$20,483

Summary of Impact Fees	2019 Actual
School	\$6,280
Roads	11,590
Parks	1,480
Public Building	542
Library	591
Grand Total	\$20,483

**Board of County Commissioners
Detail Impact Fee Revenue
City of Pahokee**

Descriptions	2019 Actual
Public Building I/F	\$0
Library I/F	0
Grand Total	\$0

Summary of Impact Fees	2019 Actual
Public Building	\$0
Library	0
Grand Total	\$0

**Board of County Commissioners
Detail Impact Fee Revenue
Town of Palm Beach**

Descriptions	2019 Actual
School I/F Zone 2	\$18,987
Roads I/F Zone 1	0
Roads I/F Zone 2	59,499
Roads I/F Zone 4	0
Parks I/F Zone 2	4,092
Public Building I/F	3,068
Grand Total	\$85,646

Summary of Impact Fees	2019 Actual
School	\$18,987
Roads	59,499
Parks	4,092
Public Building	3,068
Grand Total	\$85,646

**Board of County Commissioners
Detail Impact Fee Revenue
City of Palm Beach Gardens**

Descriptions	2019 Actual
School I/F Zone 1	\$358,226
Roads I/F Zone 1	975,452
Roads I/F Zone 3	0
Parks I/F Zone 1	107,051
Public Building I/F	62,827
Library I/F	42,071
Grand Total	\$1,545,627

Summary of Impact Fees	2019 Actual
School	\$358,226
Roads	975,452
Parks	107,051
Public Building	62,827
Library	42,071
Grand Total	\$1,545,627

**Board of County Commissioners
Detail Impact Fee Revenue
Town of Palm Beach Shores**

Descriptions	2019 Actual
School I/F Zone 1	\$0
Roads I/F Zone 1	0
Parks I/F Zone 1	0
Public Building I/F	0
Library I/F	0
Grand Total	\$0

Summary of Impact Fees	2019 Actual
School	\$0
Roads	0
Parks	0
Public Building	0
Library	0
Grand Total	\$0

**Board of County Commissioners
Detail Impact Fee Revenue
Village of Palm Springs**

Descriptions	2019 Actual
School I/F Zone 2	\$159,155
Roads I/F Zone 2	749,205
Parks I/F Zone 2	79,511
Public Building	32,529
Fire Rescue	0
Grand Total	\$1,020,400

Summary of Impact Fees	2019 Actual
School	159,155
Roads	749,205
Parks	79,511
Public Building	32,529
Fire Rescue	0
Grand Total	\$1,020,400

**Board of County Commissioners
Detail Impact Fee Revenue
City of Riviera Beach**

Descriptions	2019 Actual
School I/F Zone 1	\$7,324
School I/F Zone 2	0
Roads I/F Zone 1	74,394
Roads I/F Zone 2	0
Parks I/F Zone 1	1,368
Parks I/F Zone 2	0
Public Building I/F	3,017
Grand Total	\$86,103

Summary of Impact Fees	2019 Actual
School	\$7,324
Roads	74,394
Parks	1,368
Public Building	3,017
Grand Total	\$86,103

**Board of County Commissioners
Detail Impact Fee Revenue
Village of Royal Palm Beach**

Descriptions	2019 Actual
School I/F Zone 4	376,776
Roads I/F Zone 3	1,748,925
Parks I/F Zone 2	159,179
Fire Rescue I/F	267
Public Building I/F	68,478
Library I/F	48,459
Grand Total	\$2,402,084

Summary of Impact Fees	2019 Actual
School	\$376,776
Roads	1,748,925
Parks	159,179
Fire Rescue	267
Public Building	68,478
Library	48,459
Grand Total	\$2,402,084

**Board of County Commissioners
Detail Impact Fee Revenue
City of South Bay**

Descriptions	2019 Actual
Public Building I/F	\$0
Library I/F	0
Grand Total	\$0

Summary of Impact Fees	2019 Actual
Public Building	\$0
Library	0
Grand Total	\$0

**Board of County Commissioners
Detail Impact Fee Revenue
Town of South Palm Beach**

Descriptions	2019 Actual
School I/F Zone 2	\$0
Roads I/F Zone 2	0
Roads I/F Zone 4	0
Library I/F	0
Parks I/F Zone 2	0
Public Building I/F	0
Grand Total	\$0

Summary of Impact Fees	2019 Actual
School	\$0
Roads	0
Library I/F	0
Parks	0
Public Building	0
Grand Total	\$0

**Board of County Commissioners
Detail Impact Fee Revenue
Village of Tequesta**

<u>Descriptions</u>	<u>2019 Actual</u>
School I/F Zone 1	\$2,065
Roads I/F Zone 1	9,468
Parks I/F Zone 1	685
Public Building I/F	400
Library I/F	359
Grand Total	<u><u>\$12,977</u></u>

<u>Summary of Impact Fees</u>	<u>2019 Actual</u>
School	\$2,065
Roads	9,468
Parks	685
Public Building	400
Library	359
Grand Total	<u><u>\$12,977</u></u>

**Board of County Commissioners
Detail Impact Fee Revenues
Unincorporated Palm Beach County**

Impact Fee Zones	2019 Actuals
School I/F Zone 1	\$156,448
School I/F Zone 2	1,194,858
School I/F Zone 3	1,793,370
School I/F Zone 4	259,962
Roads I/F Zone 1	517,179
Roads I/F Zone 2	1,757,882
Roads I/F Zone 3	2,104,093
Roads I/F Zone 4	2,896,848
Roads I/F Zone 5	4,289,033
Law Enforcement I/F Zone 2	344,823
Fire Rescue I/F	21,143
Parks I/F Zone 1	159,213
Parks I/F Zone 2	565,111
Parks I/F Zone 3	989,531
Public Building I/F	642,805
Library I/F	515,043
Grand Total	<u>\$18,207,342</u>

Summary of Unincorporated P.B. County	2019 Actual
School	\$3,404,638
Roads	11,565,035
Law	344,823
Fire Rescue	21,143
Parks	1,713,855
Public Building	642,805
Library	515,043
Grand Total	<u>\$18,207,342</u>

**Board of County Commissioners
Detail Impact Fee Revenue
Village of Wellington**

Descriptions	2019 Actual
School I/F Zone 4	\$58,970
Roads I/F Zone 3	255,899
Roads I/F Zone 4	0
Law Enforcement I/F	6,264
Fire Rescue	0
Parks I/F Zone 2	24,084
Public Building I/F	19,620
Library I/F	9,739
Grand Total	\$374,576

Summary of Impact Fees	2019 Actual
School	\$58,970
Roads	255,899
Law	6,264
Fire Rescue	0
Parks	24,084
Public Building	19,620
Library	9,739
Grand Total	\$374,576

**Board of County Commissioners
Detail Impact Fee Revenue
City of Westlake**

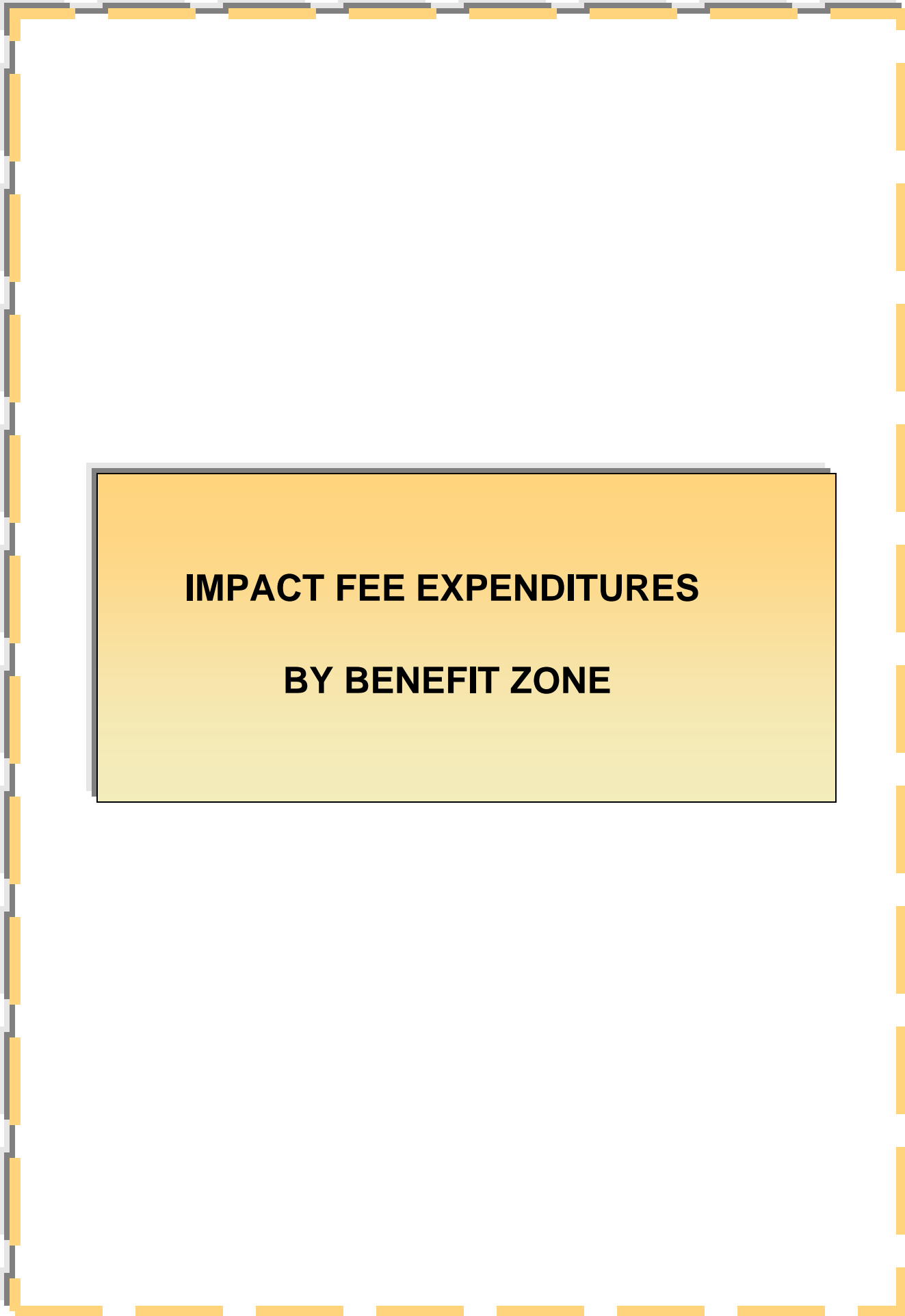
Descriptions	2019 Actual
School I/F Zone 4	\$371,735
Roads I/F Zone 3	0
Roads I/F Zone 4	0
Law Enforcement I/F	22,778
Fire Rescue	8,798
Parks I/F Zone 2	146,449
Public Building I/F	38,243
Library I/F	41,196
Grand Total	\$629,199

Summary of Impact Fees	2019 Actual
School	\$371,735
Roads	0
Law	22,778
Fire Rescue	8,798
Parks	146,449
Public Building	38,243
Library	41,196
Grand Total	\$629,199

**Board of County Commissioners
Detail Impact Fee Revenue
City of West Palm Beach**

Descriptions	2019 Actual
School I/F Zone 2	\$666,185
School I/F Zone 4	0
Roads I/F Zone 2	3,394,824
Roads I/F Zone 3	294,018
Parks I/F Zone 1	0
Parks I/F Zone 2	433,949
Public Building I/F	234,105
Grand Total	\$5,023,081

Summary of Impact Fees	2019 Actual
School	\$666,185
Roads	3,688,842
Parks	433,949
Public Building	234,105
Grand Total	\$5,023,081



**IMPACT FEE EXPENDITURES
BY BENEFIT ZONE**

**Board of County Commissioners
Impact Fees Expenditures
Road Program Zone 1**

<u>Project Name:</u>	2019 Expenditures
Northlake Blvd & Military Tr Intersection	\$775,410
PGA Blvd & Military Trail Intersection	\$41,648
Old Dixie Hwy/Park Ave-Northlake	\$1,076,400
Congress Ave/Northlake To Alt.A1A	\$64,055
Australian Ave W 10th to N of W 13th RB	\$23,578
Silver Bch Rd/E of Con-Old Dix	\$2,365,663
Toney Penna Dr & Old Dixie Hwy	\$286,748
PGA Blvd & Central Blvd Intersection	\$3,546
Hood Rd & Central Blvd Intersection	\$455,498
Hood Rd/E of Turnpike to W.Central Blvd	\$6,469,716
Blue Heron & Australian Intersection	\$13,550
Indiantown Rd/Jupiter Farms Rd to W of Turnpike	\$273,613
Church St, Island Way, To Washington St	\$5,735
Church St Limestone Creek Rd to W of Central	\$35,024
Central Blvd & University Blvd Intersection	\$164,518
Blue Heron & Congress Intersection Imp	\$29,172
Center St Drainage Imp/Thelma To Woodland	\$1,016,264
Grand Total	\$13,100,138

**Board of County Commissioners
Impact Fees Expenditures
Road Program Zone 2**

<u>Project Name:</u>	2019 Expenditures
Florida Mango Rd Over LWDD L-9&L-10 Canals	\$180,738
Lake Worth Rd & Jog Rd Intersection	\$72,051
Palm Beach Lakes Blvd & N. Robbins Dr.	\$58,268
Okeechobee Blvd & Church St. Intersection	\$7,897
Australian Ave & 25th St Intersection	\$6,213
Congress Ave Over WPB "F" Canal, N of Okeechobee To Ware Dr	\$62,629
Florida Mango Rd, Barbados Rd To N Of Myrica Rd	\$150,501
Military Tr & Forest Hill Blvd Intersection	\$1,155,562
Kirk Rd, S Of LWDD L-7 Canal To Pot O'Gold St	\$171,947
45th St/E Of Haverhill To W Of Military Trail	\$121,493
Fl Mango Over LWDD L-8 Canal S of Exuma Rd to N of Antigua Rd	\$16,376
10th Ave N & Boutwell Rd Intersection	\$69,265
Australian Ave/Banyan Ave to 45th St	\$540,187
Florida Mango Rd Over LWDD L-6 Canal	\$17,029
Roebuck Rd/Jog Rd To Haverhill Rd	\$2,402,957
Haverhill Rd/N. Of Caribbean Blvd to Bee Line	\$177,787
Purdy Lane/Forest Hill Elem to E of Major Dr	\$495,832
Congress Ave & Palm Beach Lakes Blvd Intersection	\$41,686
Drexel Rd Over LWDD L-2 Canal	\$210
Okeechobee Blvd/Haverhill Rd Intersection	\$1,749
Gun Club Rd, Forest Estates Dr to LWDD E 3 Canal	\$97,318
Kirk Rd, Summit Blvd to Gun Club Rd	\$11,929
Kirk Rd, LWDD L-7 to Summit Blvd	\$11,989
10th Ave N, W of Congress Ave to I-95	\$4,948
Grand Total	\$5,876,561

**Board of County Commissioners
Impact Fees Expenditures
Road Program Zone 3**

<u>Project Name:</u>	2019 Expenditures
Northlake BL/Sem Pratt-Coconut	\$488,797
Benoist Farm Rd, SR 80 to Belvedere Rd	\$92,499
Okeechobee Blvd and Skees Rd Intersection	\$217,205
Seminole Pratt - Northlake/Beeline	\$25,619
Lyons Rd/Lake Worth Rd to N of LWDD L-10 Canal	\$96,602
Orange Blvd Right Turn Lane Extension	\$56,307
Seminole PW - Sycamore/Orange	\$11,812
Acreage Access Road - Persimmon Blvd to 60th St.	\$157
Seminole PW - Orange/Northlake	\$592,153
60th N., Little Gator Lane to 140th Ave N	\$50,402
Royal Palm Beach Blvd From M-Canal To S of Orange	\$260,108
Okeechobee Blvd @ Ponce Deleon St WB Rt Turn Lane	\$2,069
SR 80 & Lyons Rd/Sansbury Way Intersection	\$253
Okeechobee Blvd and Jog Rd Intersection	\$95,098
Belvedere Road & Sansbury's Way	\$141,333
SR7 Extension, 60th St To Northlake	\$52,619
60th Street N, 140th Ave To E Of 120th Ave N	\$105,888
Coconut Blvd., Temple Blvd. to S. of Northlake Blvd	\$7,478
Royal Palm Beach Blvd. N of Persimmon to N of M Canal	\$12,225
SR7 and Weismany Way Intersection Improvements	\$22,802
Grand Total	\$2,331,426

**Board of County Commissioners
Impact Fees Expenditures
Road Program Zone 4**

<u>Project Name:</u>	2019 Expenditures
Haverhill Rd/S Of LWDD-14 Canal To Lake Worth Rd	\$41,841
Lawrence Rd 300' to 200'N of L-17 Canal	\$2,546
Lantana Rd @ Edgecliff Ave-W Rt Turn Lane	\$195,481
Gateway Blvd & Military Trail Intersection	\$156,507
Lantana Rd & Lawrence Rd Intersection	\$9,752
Lyons Road/Lantana Road To Lake Worth Rd	\$145,387
Haverhill Rd/Lantana Rd To L-14 Canal	\$3,794
Gateway Blvd & High Ridge Rd Intersection	\$15,713
Hypoluxo Rd/Jog Rd Intersection Imp	\$58,381
Woolbright Rd Seacrest Blvd Intersection	\$347
Grand Total	\$629,749

**Board of County Commissioners
Impact Fees Expenditures
Road Program Zone 5**

<u>Project Name:</u>	<u>2019 Expenditures</u>
S.W. 18th St. & Military Trail Intersection	\$80,650
Lyons Rd.,N of LWDD L-30 Canal to Boynton Beach Blvd	\$10,044
Camino Real Rd, SW 17th Court to SW 7	\$4,551
W Atlantic Ave & Fla Turnpike Intersection	\$690,484
Glades Rd & Butts Rd Intersection Imp	\$357,747
Linton Blvd & Military Trail Intersection	\$48,937
Flavor Pict Rd/SR 7 to Lyons Rd	\$120,213
Lyons Rd/Clint Moore Rd To Atlantic Ave	\$2,866,800
Lyons Rd/Hillsboro Canal To SW 18th St	\$88,076
S.W. 3rd St From SR 7 To E of SR7	\$978,746
Sandalfoot Blvd From SR7 To E of SR7	\$1,304,210
Boynton Beach Blvd & S Entrance To Fl Turnpike	\$636
Old Dixie From Yamato Rd to Linton	\$36,873
Coral Ridge Dr & S County Regional Park N Ent to 750'N	\$28,691
Glades Rd & Florida Turnpike	\$64
Linton Blvd & South Federal Hwy	\$595,671
Camino Real Rd/Boca Club Bridge Over ICWW	\$42,550
SE 23rd Ave And Federal Highway Intersection	\$6,826
Palmetto Park Road/E Of Military To I-95	\$103,672
Palmetto Park Rd & Boca Rio Rd Intersection	\$83,465
Palmetto Park Rd Over LWDD E-4 Canal	\$36,495
Palmetto Park Rd & NW 12th Avenue	\$102
Palmetto Park Rd & Lyons Rd Intersection	\$40,809
Yamato Road, Lakeridge Blvd To W Of Florida's Turnpike	\$485,180
Clint Moore Rd, Oaks Club Dr To Long Lake Dr	\$207,682
Clint Moore Rd/Jog Rd Intersection	\$38,278
Clint Moore Rd/Military Trail Intersection	\$93,685
Lake Ida Rd & Depot Ave Intersection	\$3,037
Hagen Ranch Rd & Atlantic Ave Intersection	\$35,546
Grand Total	\$8,389,720

**Board of County Commissioners
Impact Fees Expenditures
Law Enforcement**

<u>Project Name:</u>	2019 Expenditures
PBSO District 1 Substation & EOD Special Operations	\$4,878
Grand Total	\$4,878

**Board of County Commissioners
Impact Fees Expenditures
Fire Rescue**

Project Name:

**Station 22 Replacement
Fire Station #41 North
Grand Total**

**2019
Expenditures**

\$2,580,054
30,681
\$2,610,735

**Board of County Commissioners
Impact Fees Expenditures
Parks & Recreation Zone 1**

<u>Project Name:</u>	2019 Expenditures
Riverbend/Reese Grove Park Ph 3	\$181,884
Bert Winters Park Expansion	95
Loxahatchee River Battlefield Park Improvements	9,105
Grand Total	\$191,084

**Board of County Commissioners
Impact Fees Expenditures
Parks & Recreation Zone 2**

<u>Project Name:</u>	<u>2019 Expenditures</u>
John Prince Park Improvements Phase IV	\$3,452
Villages of Windsor Park Design & Development	7,044
John Prince Campground Phase III	11,106
Okeeheelee South Park Boating Center	17,375
Okeeheelee Park Pickleball Court Improvement	35,559
Grand Total	\$74,536

**Board of County Commissioners
Impact Fees Expenditures
Parks & Recreation Zone 3**

<u>Project Name:</u>	2019 Expenditures
Canyons District Park Design & Dev	\$76,067
South County Regional Park Phase III 2008	1,127
South County Regional Phase II	4,998
Osprey Point Golf Course Clubhouse Expansion	56,412
Grand Total	\$138,604

**Board of County Commissioners
Impact Fees Expenditures
Public Building**

Project Name:

Grand Total

**2019
Expenditures**

	\$0
	\$0

**Board of County Commissioners
Impact Fees Expenditures
Library**

Project Name:

**2019
Expenditures**

Grand Total

	\$0
	\$0

**Board of County Commissioners
Impact Fees Expenditures
School Zone 1**

Project Name:

**Marsh Pointe Elementary
Grand Total**

2019 Expenditures	
	\$983,020
	\$983,020

**Board of County Commissioners
Impact Fees Expenditures
School Zone 2**

<u>Project Name:</u>	2019 Expenditures
Discovery Key Elementary	\$2,897,426
Grand Total	\$2,897,426

**Board of County Commissioners
Impact Fees Expenditures
School Zone 3**

Project Name:

Sunset Palm Elementary

Grand Total

**2019
Expenditures**

\$1,227,867
\$1,227,867

**Board of County Commissioners
Impact Fees Expenditures
School Zone 4**

Project Name:

Seminole Ridge High

Grand Total

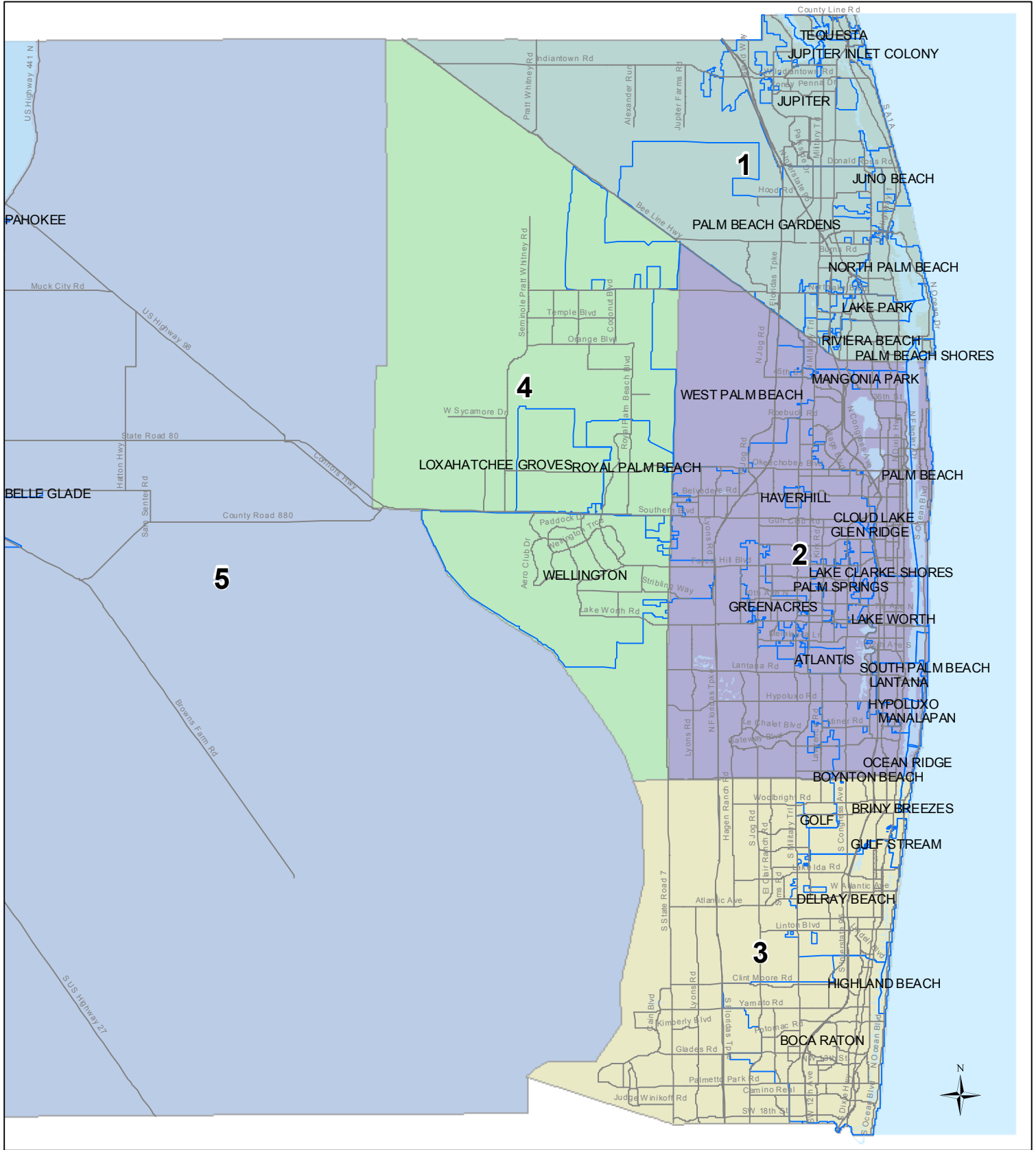
**2019
Expenditures**

\$1,339,034
\$1,339,034










IMPACT FEE BENEFIT

ZONE MAPS

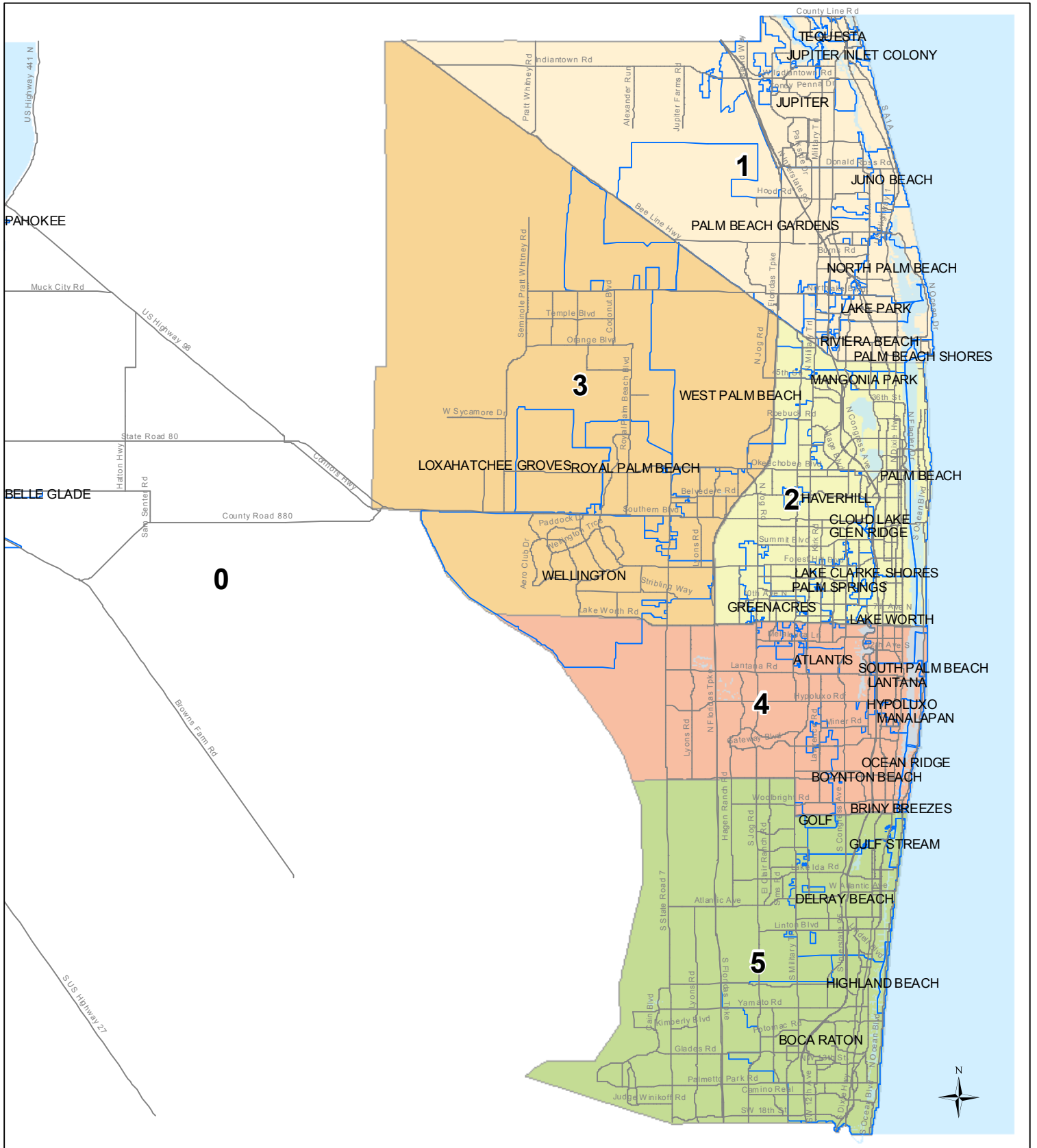


SCHOOL IMPACT FEE ZONES

-  Municipal Boundaries
-  1
-  4
-  2
-  5
-  3

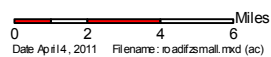


**Planning, Zoning and Building
Department - GIS**
 2300 N. Jog Road
 West Palm Beach, FL 33411
 (561) 233-5000
 pzmap@pbcgov.org
 www.pbcgov.com/pzb

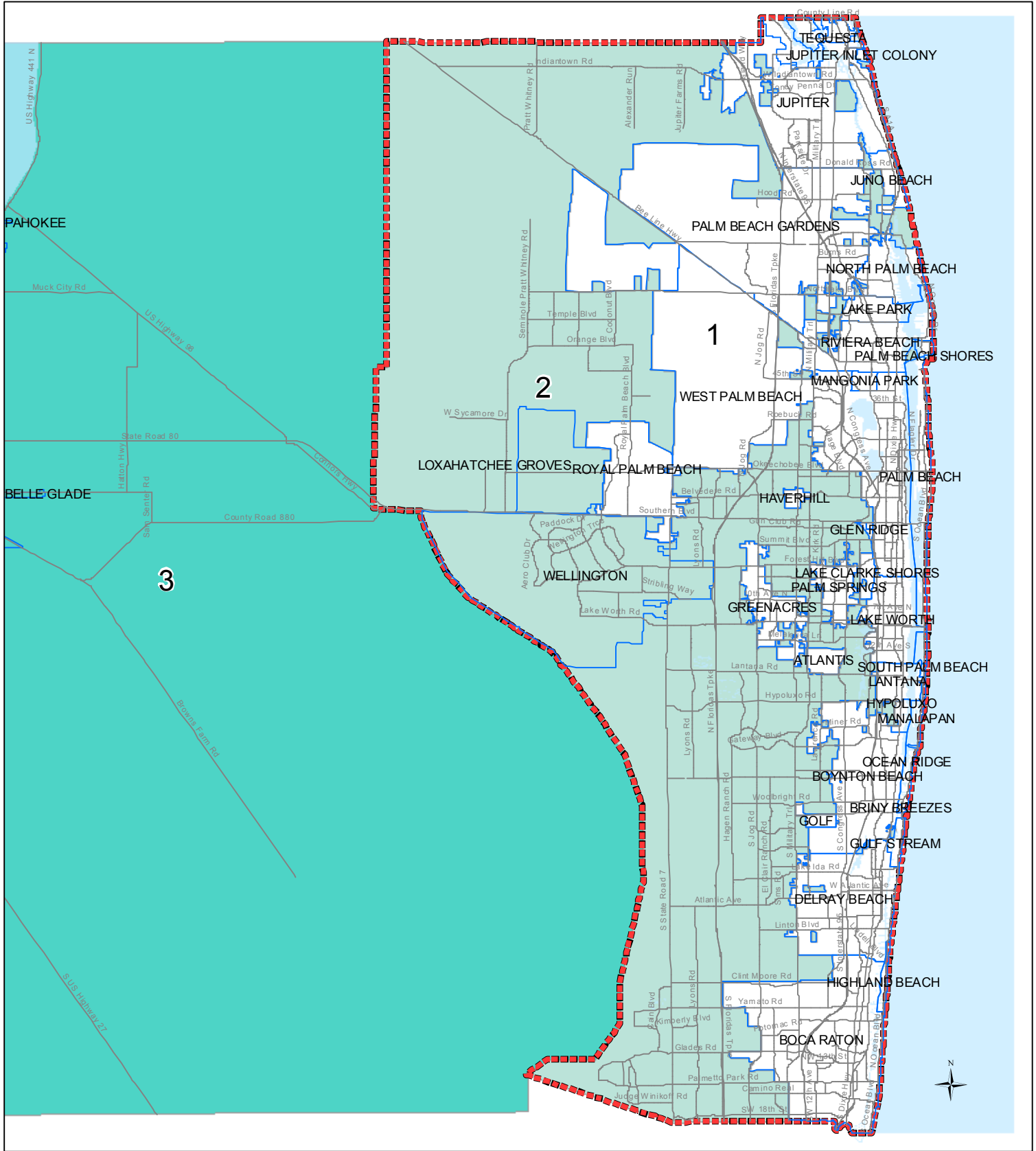


ROAD IMPACT FEE ZONES

- Municipal Boundaries
- 1
- 2
- 3
- 4
- 5



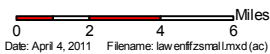
Planning, Zoning and Building Department - GIS
 2300 N. Jog Road
 West Palm Beach, FL 33411
 (561) 233-5000
 pzmap@pbcgov.org
 www.pbcgov.com/pzb



LAW ENFORCEMENT PATROL IMPACT FEE ZONES

Municipal Boundaries

- 1
- 2
- 3

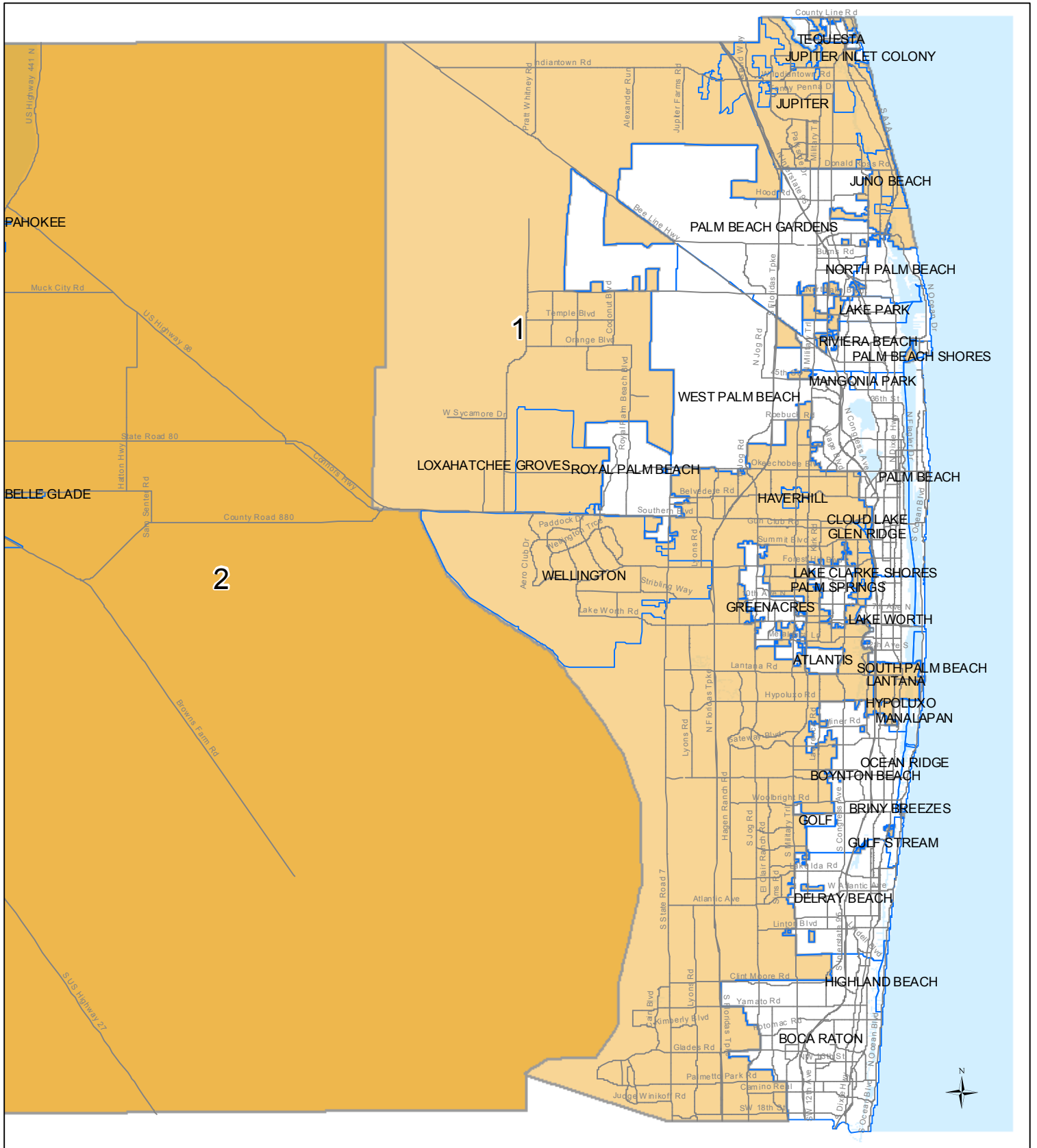


Date: April 4, 2011 File: lawenfzsmall.mxd (ac)






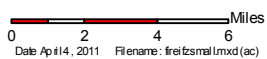
Planning, Zoning and Building Department - GIS

2300 N. Jog Road
 West Palm Beach, FL 33411
 (561) 233-5000
 pzmap@pbc.gov.org
 www.pbcgov.com/pzb

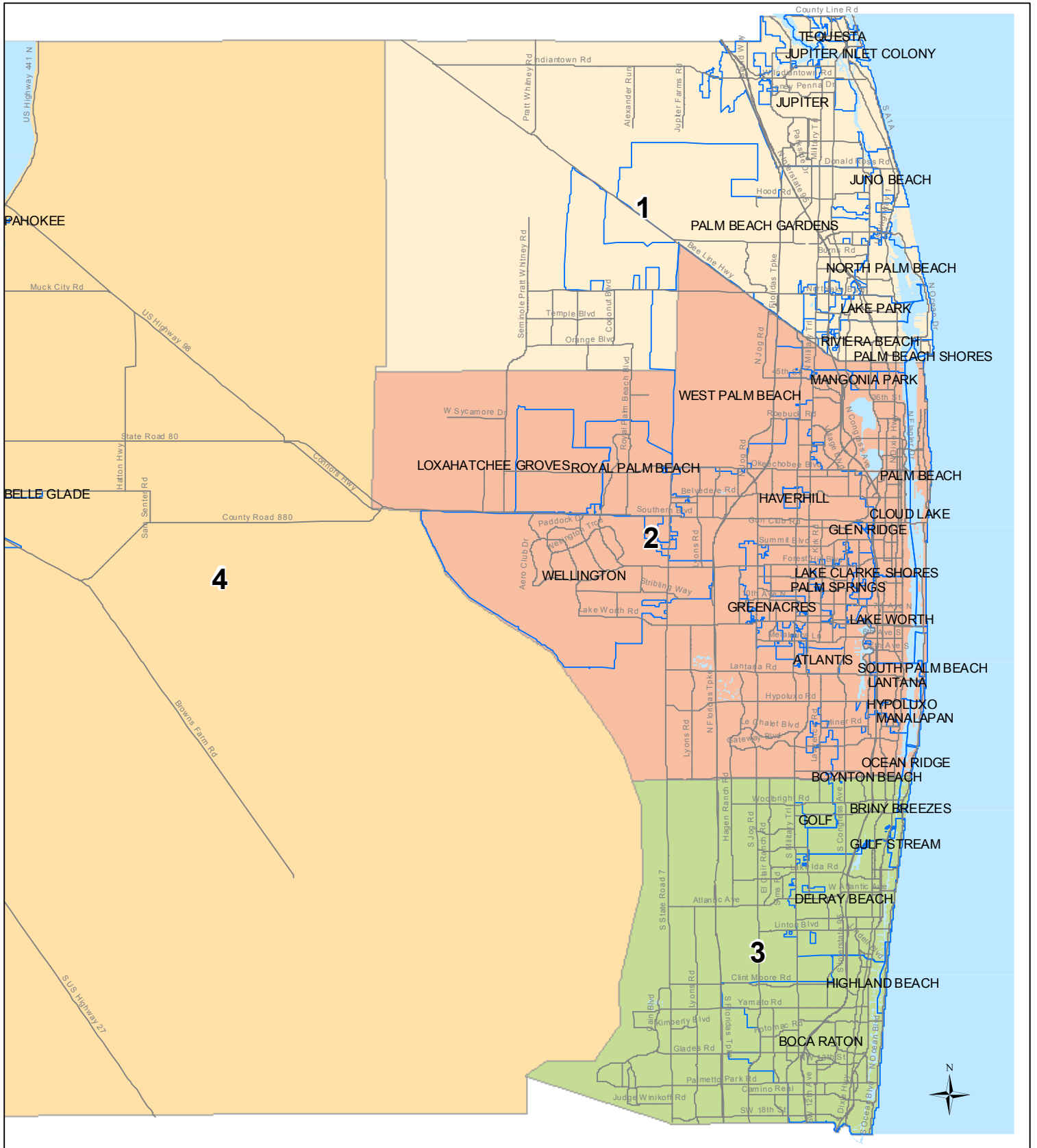


FIRE IMPACT FEE ZONES






-  Municipal Boundaries
-  1
-  2

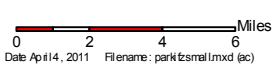


**Planning, Zoning and Building
Department - GIS**
 2300 N. Jog Road
 West Palm Beach, FL 33411
 (561) 233-5000
 pzmap@pbcgov.com
 www.pbcgov.com/pzb



PARK IMPACT FEE ZONES

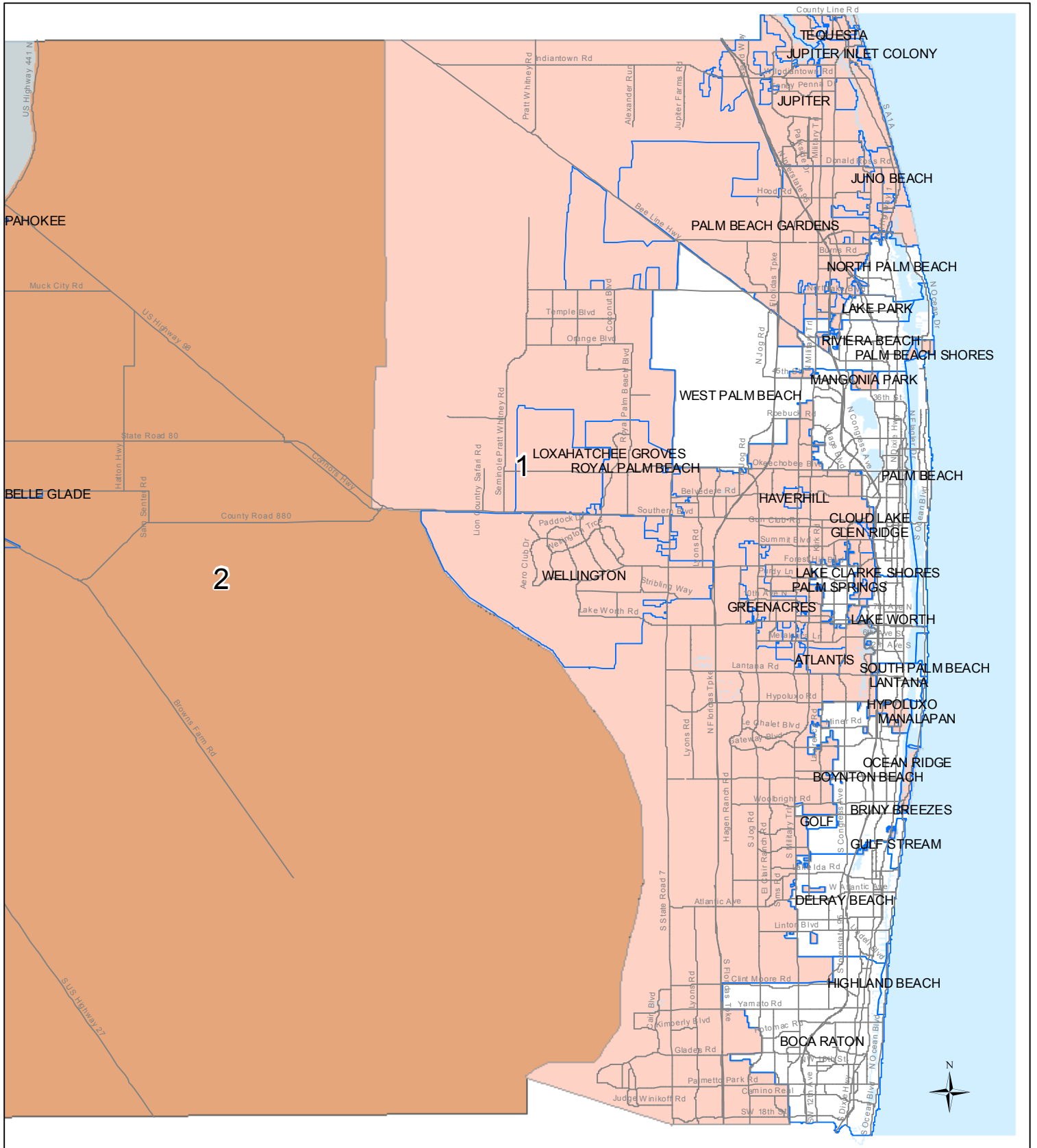
-  Municipal Boundaries
-  1
-  3
-  2
-  4






Date: April 4, 2011 File name: parkfzsmall1.mxd (ac)

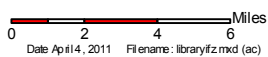


Planning, Zoning and Building Department - GIS
 2300 N. Jog Road
 West Palm Beach, FL 33411
 (561) 233-5000
 pzmap@pbcgov.org
 www.pbcgov.com/pzb



LIBRARY IMPACT FEE ZONES

-  Municipal Boundaries
-  1
-  2



Date: April 4, 2011 File name: libraryfz.mxd (ac)



Planning, Zoning and Building Department - GIS

2300 N. Jog Road
 West Palm Beach, FL 33411
 (561) 233-5000
 pzmap@pbcgov.org
 www.pbcgov.com/pzb