



**Board of County Commissioners
Impact Fee Report
For
Fiscal Year 2008**

**Board of County Commissioners
Impact Fee Report
For Fiscal Year 2008**

INDEX

Page

1 Acknowledgments

Introduction

2 - Introductory Letter

Impact Fee Summary Highlights

3 - Impact Fee Revenues & Expenditures for Fiscal Year 2008

4 - Summary of Impact Fee Revenues by Zone

5 - Summary of Impact Fee Expenditures by Zone

6 - Summary of Impact Fee Revenues by Municipality

7 - Credit Summary Report

Impact Fee Historical Trends

8 - Summary of Impact Fee Revenues by Fiscal Year 2003-2008

9 - Summary of Impact Fee Expenditures by Fiscal Year 2003-2008

Impact Fee Revenue by Municipality

10-48 - Detail Impact Fee Revenues by Municipality

Impact Fee Expenditures by Benefit Zone

49-53 - Impact Fee Expenditures for Roads

54 - Impact Fee Expenditures for Law Enforcement

55 - Impact Fee Expenditures for Fire Rescue

56-58 - Impact Fee Expenditures for Parks

59 - Impact Fee Expenditures for Public Buildings

60 - Impact Fee Expenditures for Libraries

61-64 - Impact Fee Expenditures for Schools

Impact Fee Benefit Zone Maps

65 - Impact Fee Benefit Zone Map for Schools

66 - Impact Fee Benefit Zone Map for Roads

67 - Impact Fee Benefit Zone Map for Law Enforcement

68 - Impact Fee Benefit Zone Map for Fire Rescue

69 - Impact Fee Benefit Zone Map for Parks

70 - Impact Fee Benefit Zone Map for Public Buildings

71 - Impact Fee Benefit Zone Map for Libraries

**PALM BEACH COUNTY
ACKNOWLEDGEMENTS**

Special recognition should be given to the following individuals for their effort in coordinating and preparing the 2008 Impact Fee Report.

**Office of Financial Management & Budget
(in alphabetical order)**

Michele A. Bonanni	Financial Analyst II
Richard Iavarone	Director of Financial Management Division
Liz Bloeser	Director of OFMB
Willie Swoope	Impact Fee Manager

**Municipal Collecting Agents
(in alphabetical order)**

**Boca Raton
Boynton Beach
Briny Breezes
Delray Beach
Golf
Greenacres
Juno Beach
Jupiter
Mangonia Park
North Palm Beach
Palm Beach Gardens
Palm Springs
Riviera Beach
Royal Palm Beach
Tequesta
Wellington**

Special thanks to:

County Commissioners, County Administrator, Deputy County Administrator, and Assistant County Administrators for their continuous support of the Impact Fee Program.

Palm Beach County's PZ&B Building and Accounting Staff for their efforts in collection and accounting of Impact Fees.

Palm Beach County's Information System Services & Finance Department for their continued support of the Impact Fee program.



County Administration

P.O. Box 1989

West Palm Beach, FL 33402-1989

(561) 355-2030

FAX: (561) 355-3982

www.pbcgov.com



**Palm Beach County
Board of County
Commissioners**

Jeff Koons, Chairman

Burt Aaronson, Vice Chairman

Karen T. Marcus

Shelley Vana

Steven L. Abrams

Jess R. Santamaria

District 7

County Administrator

Robert Weisman



*"An Equal Opportunity
Affirmative Action Employer"*

INTEROFFICE MEMORANDUM

TO: Jeff Koons, Chairman and Members of the
Board of County Commissioners

FROM: Robert Weisman
County Administrator

DATE: May 5, 2009

SUBJECT: Palm Beach County Impact Fee Report

In accordance with the requirements of the Impact Fee Ordinance and Sec. 163.31801 F.S., OFMB has prepared the Palm Beach County Impact Fee Report for Fiscal Year 2008. The report is available on-line on the Impact Fee Office website at www.pbcgov.com/pzb/impactfees. Along the left margin, select Financial Report for Fiscal Year 2008.

The report provides detailed financial information about revenue collections by impact fee type, benefit zone, and municipality. The program generated revenues totaling \$27.4 Million for fiscal year 2008. The report also shows expenditures by project and by benefit zone. Funds were only expended on new or expanded capital facilities that benefit growth.

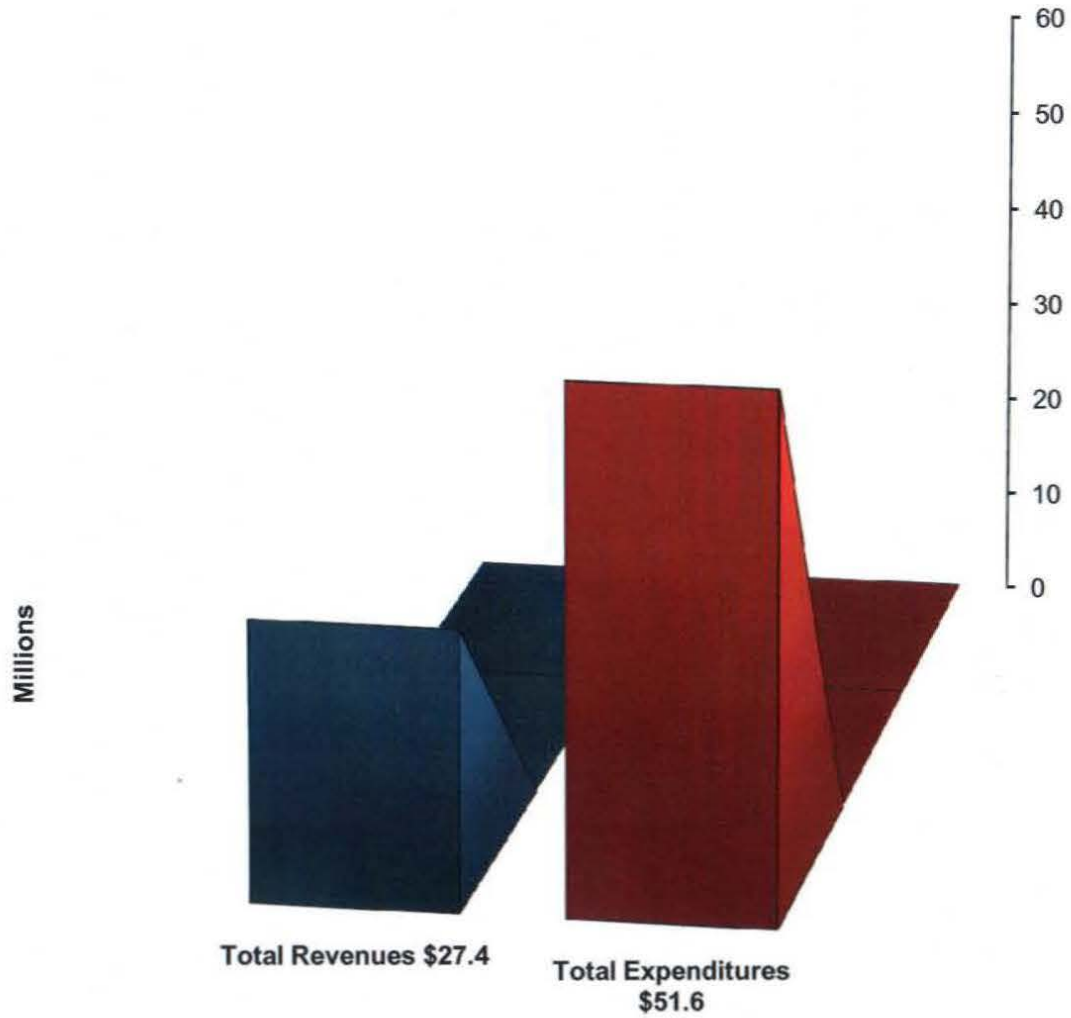
Should you have any questions regarding the report or impact fees in general, please contact Willie M. Swoope, Palm Beach County Impact Fee Manager, at (561) 233-5025.

cc: Liz Bloeser, Director, OFMB
Richard Iavarone, Director, Financial Management Div.
Willie M. Swoope, Impact Fee Manager
Michele A. Bonanni, Financial Analyst II
City Managers



IMPACT FEE
SUMMARY HIGHLIGHTS

**Impact Fee Revenues & Expenditures
For Fiscal Year 2008**



**Board of County Commissioners
Collection of Impact Fees
By Zone**

Descriptions	2008 Actual
<u>School Program</u>	
Impact Fee Zone 1	\$1,424,402
Impact Fee Zone 2	617,554
Impact Fee Zone 3	2,307,299
Impact Fee Zone 4	957,516
<u>Road Program</u>	
Impact Fees Zone 1	3,658,082
Impact Fees Zone 2	5,270,294
Impact Fees Zone 3	3,550,099
Impact Fees Zone 4	692,114
Impact Fees Zone 5	4,711,372
<u>Law Enforcement Program</u>	
Law Enforcement Impact Fees	224,684
<u>Fire Rescue Program</u>	
Fire Rescue Impact Fees	957,683
<u>Parks Program</u>	
Impact Fees Z-1	391,041
Impact Fees Z-2	559,131
Impact Fees Z-3	1,273,261
<u>Other Programs</u>	
Public Building Impact Fees	660,396
Library Impact Fees	190,046
Grand Total	\$27,444,974

Descriptions	2008 Actuals
School	\$5,306,771
Road	17,881,961
Law Enforcement	224,684
Fire/Rescue	957,683
Parks	2,223,433
Public Building	660,396
Library	\$190,046
Grand Total	\$27,444,974

**Board of County Commissioners
Summary of Impact Fee Expenditures
By Zone**

<u>Descriptions</u>	<u>2008 Expenditures</u>
Roads I/F - Zone 1	1,241,172
Roads I/F - Zone 2	4,133,474
Roads I/F - Zone 3	11,545,722
Roads I/F - Zone 4	9,360,335
Roads I/F - Zone 5	4,220,413
Law Enforcement	1,022,285
Fire Rescue I/F	5,023,707
Parks I/F Zone 1	2,040,523
Parks I/F Zone 2	2,009,092
Parks I/F Zone 3	2,478,140
Public Building I/F	1,991,854
Library I/F	1,974,296
School I/F Zone 1	\$980,000
School I/F Zone 2	578,000
School I/F Zone 3	2,198,000
School I/F Zone 4	843,000
Grand Total	<u><u>\$51,640,013</u></u>

Summary of Impact Fees	2008 Actual
School	\$4,599,000
Roads	30,501,116
Law	1,022,285
Fire Rescue	5,023,707
Parks	6,527,755
Public Building	1,991,854
Library	1,974,296
Grand Total	<u>\$51,640,013</u>

**Board of County Commissioners
Summary of Impact Fee Revenue
By Municipality**

<u>Descriptions</u>	<u>2008 Actual</u>
Atlantis	\$1,021
Belle Glade	0
Boca Raton	1,272,528
Boynton Beach	3,003,747
Briny Breeze	0
Cloud Lake	0
Delray Beach	952,288
Glen Ridge	0
Golf	3,016
Greenacres	274,605
Gulfstream	2,035
Haverhill	11,139
Highland Beach	32,685
Hypoluxo	3,929
Juno Beach	11,221
Jupiter	1,396,383
Jupiter Inlet Colony	0
Lake Clarke Shores	1,310
Lake Park	647,679
Lake Worth	20,255
Lantana	3,374
Loxahatchee Groves	41,116
Manalapan	0
Mangonia Park	0
North Palm Beach	217,033
Ocean Ridge	1,286
Pahokee	0
Palm Beach	32,542
Palm Beach Gardens	1,662,404
Palm Beach Shores	0
Palm Springs	56,568
Riviera Beach	329,526
Royal Palm Beach	1,232,290
South Bay	0
South Palm Beach	0
Tequesta	46,635
Unincorporated P.B.C.	12,479,060
Wellington	1,615,867
West Palm Beach	2,093,432
Grand Total	<u><u>\$27,444,974</u></u>

<p style="text-align: center;">Palm Beach County Credit Summary Report Fiscal Year 2008</p>

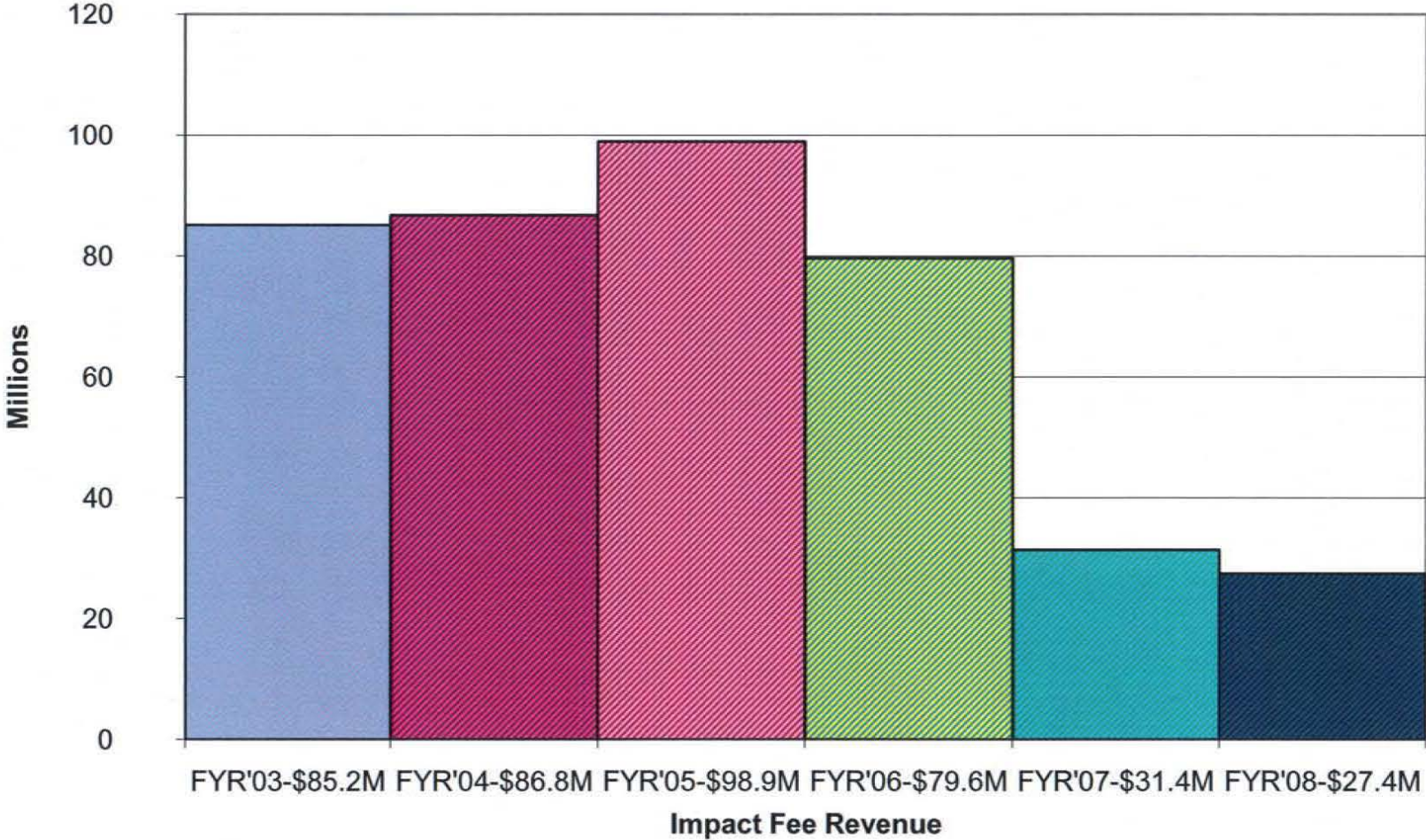
Impact Fee Components September-08	<----- Monthly Credit ----->		<----- Total Credit ----->		Available Credit Balances as of September 30, 2008
	Allowed	Used	Authorized	Used	
Fire Rescue	\$0.00	\$0.00	\$89,128.76	\$66,773.56	\$22,355.20
Parks	\$0.00	\$0.00	\$4,854,212.58	\$3,079,597.43	\$1,774,615.15
Schools	\$0.00	\$0.00	\$9,812,473.22	\$7,630,668.71	\$2,181,804.51
Roads	\$0.00	\$81,673.91	\$104,989,385.00	\$85,100,204.38	\$19,889,180.62
Libraries	\$0.00	\$0.00	\$15,087.86	\$8,682.88	\$6,404.98
Public Buildings	\$0.00	\$0.00	\$245,735.44	\$194,893.88	\$50,841.56
Law - County	\$0.00	\$0.00	\$1,084.09	\$303.20	\$780.89
Law - Patrol	\$0.00	\$0.00	\$115,790.25	\$95,656.90	\$20,133.35
Total	\$0.00	\$81,673.91	\$120,122,897.20	\$96,176,780.94	\$23,946,116.26



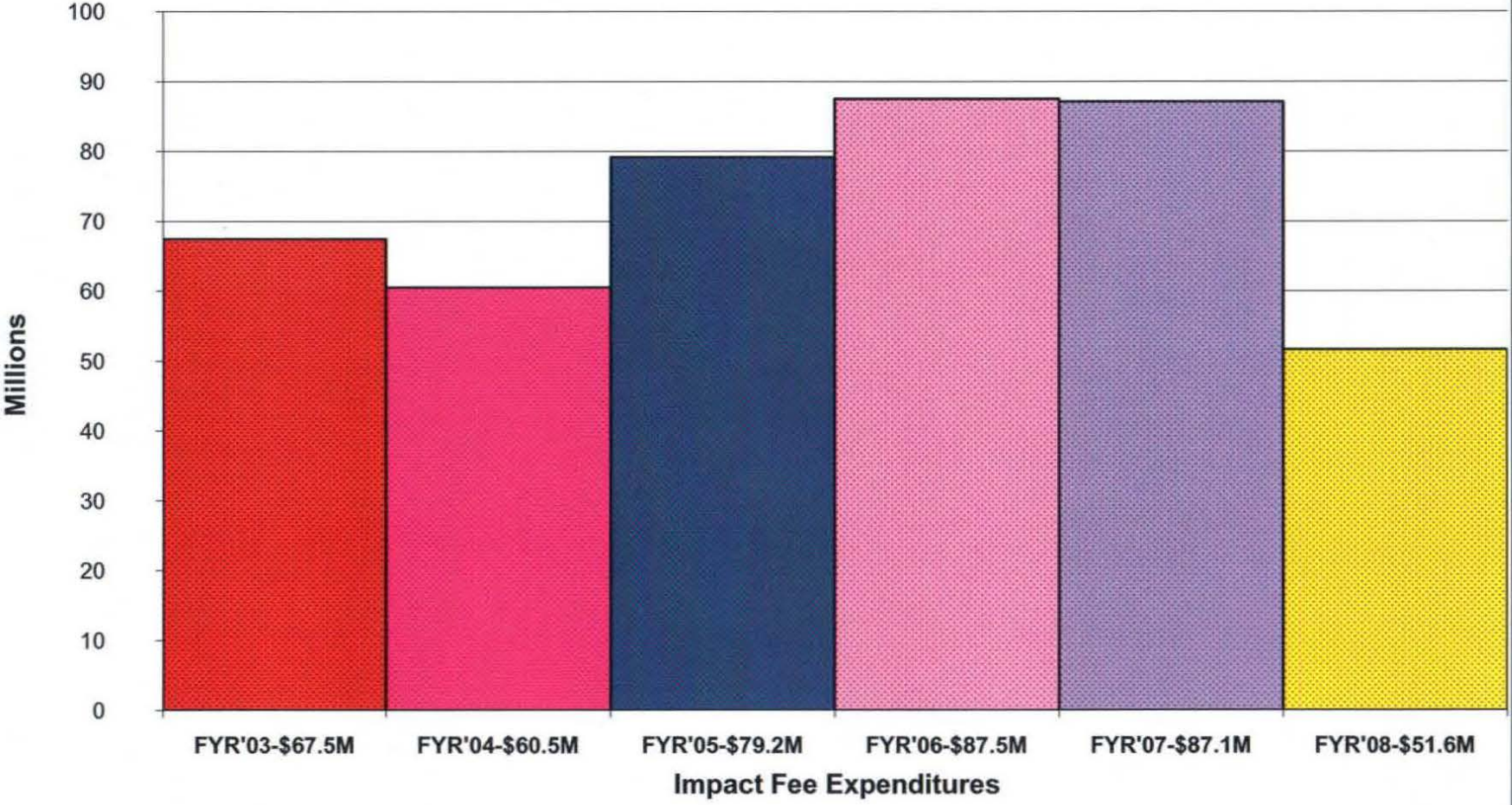
IMPACT FEE

HISTORICAL TRENDS

Impact Fee Revenue by Fiscal Year Fiscal Years 2003 - 2008



Impact Fee Expenditures by Fiscal Year Fiscal Years 2003 - 2008





**IMPACT FEE REVENUE
BY MUNICIPALITY**

**Board of County Commissioners
Detail Impact Fee Revenue
City of Atlantis**

Descriptions	2008 Actual
School I/F Zone 2	\$843
Roads I/F Zone 4	0
Parks I/F Zone 2	148
Public Building I/F	14
Library I/F	16
Grand Total	\$1,021

Summary of Impact Fees	2008 Actual
School	\$843
Roads	0
Parks	148
Public Building	14
Library	16
Grand Total	\$1,021

Board of County Commissioners
 Detail Impact Fee Revenue
 City of Belle Glade

Descriptions	2008 Actual
Public Building I/F	\$0
Library I/F	0
Grand Total	\$0

Summary of Impact Fees	2008 Actual
Public Building	\$0
Library	0
Grand Total	\$0

**Board of County Commissioners
Detail Impact Fee Revenue
City of Boca Raton**

Descriptions	2008 Actual
School I/F Zone 3	\$367,206
Roads I/F Zone 5	794,826
Parks I/F Zone 3	57,185
Public Building I/F	53,311
Grand Total	\$1,272,528

Summary of Impact Fees	2008 Actual
School	\$367,206
Roads	794,826
Parks	57,185
Public Building	53,311
Grand Total	\$1,272,528

**Board of County Commissioners
Detail Impact Fee Revenue
City of Boynton Beach**

Descriptions	2008 Actual
School I/F Zone 2	\$88,256
School I/F Zone 3	904,870
Roads I/F Zone 4	110,323
Roads I/F Zone 5	1,602,655
Parks I/F Zone 2	16,138
Parks I/F Zone 3	222,287
Public Building I/F	59,218
Grand Total	\$3,003,747

Summary of Impact Fees	2008 Actual
School	\$993,126
Roads	1,712,978
Parks	238,425
Public Building	59,218
Grand Total	\$3,003,747

**Board of County Commissioners
Detail Impact Fee Revenue
Town of Briny Breeze**

Descriptions	2008 Actual
School I/F Zone 3	\$0
Roads I/F Zone 4	0
Parks I/F Zone 3	0
Public Building I/F	0
Grand Total	\$0

Summary of Impact Fees	2008 Actual
School	\$0
Roads	0
Parks	0
Public Building	0
Grand Total	\$0

**Board of County Commissioners
Detail Impact Fee Revenue
Town of Cloud Lake**

Descriptions	2008 Actual
School I/F Zone 2	\$0
Roads I/F Zone 2	0
Law Enforcement I/F	0
Fire Rescue I/F	0
Parks I/F Zone 2	0
Public Building I/F	0
Library I/F	0
Grand Total	\$0

Summary of Impact Fees	2008 Actual
School	\$0
Roads	0
Law	0
Fire Rescue	0
Parks	0
Public Building	0
Library	0
Grand Total	\$0

**Board of County Commissioners
Detail Impact Fee Revenue
City of Delray Beach**

Descriptions	2008 Actual
School I/F Zone 3	\$342,745
Roads I/F Zone 5	502,967
Parks I/F Zone 3	90,766
Public Building I/F	15,810
Grand Total	\$952,288

Summary of Impact Fees	2008 Actual
School	\$342,745
Roads	502,967
Parks	90,766
Public Building	15,810
Grand Total	\$952,288

Board of County Commissioners
 Detail Impact Fee Revenue
 Town of Glen Ridge

<u>Descriptions</u>	<u>2008 Actual</u>
School I/F Zone 2	\$0
Roads I/F Zone 2	0
Law Enforcement I/F	0
Fire Rescue I/F	0
Parks I/F Zone 2	0
Public Building I/F	0
Library I/F	0
Grand Total	<u><u>\$0</u></u>

Summary of Impact Fees	2008 Actual
School	\$0
Roads	0
Law	0
Fire Rescue	0
Parks	0
Public Building	0
Library	0
Grand Total	<u>\$0</u>

**Board of County Commissioners
Detail Impact Fee Revenue
Village of Golf**

Descriptions	2008 Actual
School I/F Zone 3	\$2,530
Roads I/F Zone 5	0
Law Enforcement I/F	0
Parks I/F Zone 3	443
Public Building I/F	43
Grand Total	\$3,016

Summary of Impact Fees	2008 Actual
School	\$2,530
Roads	0
Law	0
Parks	443
Public Building	43
Grand Total	\$3,016

**Board of County Commissioners
Detail Impact Fee Revenue
City of Greenacres**

<u>Descriptions</u>	<u>2008 Actual</u>
School I/F Zone 2	\$85,626
Roads I/F Zone 2	112,256
Roads I/F Zone 4	37,347
Parks I/F Zone 2	31,775
Public Building I/F	3,992
Fire Rescue I/F	158
Library I/F	3,451
Grand Total	<u><u>\$274,605</u></u>

<u>Summary of Impact Fees</u>	<u>2008 Actual</u>
School	\$85,626
Roads	149,603
Parks	31,775
Public Building	3,992
Fire Rescue	158
Library	3,451
Grand Total	<u><u>\$274,605</u></u>

**Board of County Commissioners
Detail Impact Fees Revenue
Town of Gulfstream**

Descriptions	2008 Actual
School I/F Zone 3	\$1,675
Road I/F Zone 5	0
Parks I/F Zone 3	275
Public Buildings	85
Grand Total	\$2,035

Summary of Impact Fees	2008 Actual
School	\$1,675
Roads	0
Parks	275
Public Buildings	85
Grand Total	\$2,035

Board of County Commissioners
 Detail Impact Fee Revenue
 Town of Haverhill

Descriptions	2008 Actual
School I/F Zone 2	\$3,918
Roads I/F Zone 2	4,725
Law Enforcement I/F	167
Fire Rescue I/F	518
Parks I/F Zone 2	1,509
Public Building I/F	144
Library I/F	158
Grand Total	\$11,139

Summary of Impact Fees	2008 Actual
School	\$3,918
Roads	4,725
Law	167
Fire Rescue	518
Parks	1,509
Public Building	144
Library	158
Grand Total	\$11,139

**Board of County Commissioners
Detail Impact Fee Revenue
Town of Highland Beach**

Descriptions	2008 Actual
School I/F Zone 3	\$26,095
Roads I/F Zone 5	4,725
Parks I/F Zone 3	1,692
Public Building I/F	173
Grand Total	\$32,685

Summary of Impact Fees	2008 Actual
School	\$26,095
Roads	4,725
Parks	1,692
Public Building	173
Grand Total	\$32,685

Board of County Commissioners
 Detail Impact Fee Revenue
 Town of Hypoluxo

Descriptions	2008 Actual
School I/F Zone 2	\$3,246
Roads I/F Zone 4	0
Parks I/F Zone 2	569
Public Building I/F	54
Library I/F	60
Grand Total	\$3,929

Summary of Impact Fees	2008 Actual
School	\$3,246
Roads	0
Parks	569
Public Building	54
Library	60
Grand Total	\$3,929

**Board of County Commissioners
Detail Impact Fee Revenue
Town of Juno Beach**

<u>Descriptions</u>	<u>2008 Actual</u>
School I/F Zone 1	\$2,869
Roads I/F Zone 1	6,035
Fire Rescue I/F	1,600
Parks I/F Zone 1	409
Public Building I/F	256
Library I/F	52
Grand Total	<u><u>\$11,221</u></u>

<u>Summary of Impact Fees</u>	<u>2008 Actual</u>
School	\$2,869
Roads	6,035
Fire Rescue	1,600
Parks	409
Public Building	256
Library	52
Grand Total	<u>\$11,221</u>

**Board of County Commissioners
Detail Impact Fee Revenue
Town of Jupiter**

Descriptions	2008 Actual
School I/F Zone 1	\$710,597
Roads I/F Zone 1	370,218
Fire Rescue I/F	118,055
Parks I/F Zone 1	126,510
Public Building I/F	40,290
Library I/F	30,713
Grand Total	\$1,396,383

Summary of Impact fees	2008 Actual
School	\$710,597
Roads	370,218
Fire Rescue	118,055
Parks	126,510
Public Building	40,290
Library	30,713
Grand Total	\$1,396,383

**Board of County Commissioners
Detail Impact Fee Revenue
Town of Jupiter Inlet Colony**

Descriptions	2008 Actual
School I/F Zone 1	\$0
Parks I/F Zone 1	0
Public Building I/F	0
Library I/F	0
Grand Total	\$0

Summary of Impact Fees	2008 Actual
School	\$0
Parks	0
Public Building	0
Library	0
Grand Total	\$0

**Board of County Commissioners
Detail Impact Fee Revenue
Town of Lake Clarke Shores**

<u>Descriptions</u>	<u>2008 Actual</u>
School I/F Zone 2	\$1,082
Roads I/F Zone 2	0
Fire Rescue I/F	0
Parks I/F Zone 2	190
Public Building I/F	18
Library I/F	20
Grand Total	<u><u>\$1,310</u></u>

Summary of Impact Fees	2008 Actual
School	\$1,082
Roads	\$0
Fire Rescue	0
Parks	190
Public Building	18
Library	20
Grand Total	<u>\$1,310</u>

**Board of County Commissioners
Detail Impact Fee Revenue
Town of Lake Park**

Descriptions	2008 Actual
School I/F Zone 1	\$2,025
Roads IF Zone 1	623,655
Parks I/F Zone 1	326
Public Building I/F	21,673
Grand Total	\$647,679

Summary of Impact Fees	2008 Actual
School	\$2,025
Roads	623,655
Parks	326
Public Building	21,673
Grand Total	\$647,679

**Board of County Commissioners
Detail Impact Fee Revenue
City of Lake Worth**

Descriptions	2008 Actual
School I/F Zone 2	\$30,289
Roads I/F Zone 2	-7,485
Roads I/F Zone 4	476
Parks I/F Zone 2	-3,312
Public Building I/F	287
Grand Total	\$20,255

Summary of Impact Fees	2008 Actual
School	\$30,289
Roads	-7,009
Parks	-3,312
Public Building	287
Grand Total	\$20,255

**Board of County Commissioners
Detail Impact Fee Revenue
Town of Lantana**

<u>Descriptions</u>	<u>2008 Actual</u>
School I/F Zone 2	\$3,012
Roads I/F Zone 4	0
Fire Rescue I/F	0
Parks I/F Zone 2	312
Public Building I/F	50
Grand Total	<u><u>\$3,374</u></u>

Summary of Impact Fees	2008 Actual
School	\$3,012
Roads	0
Fire Rescue	0
Parks	312
Public Building	50
Grand Total	<u>\$3,374</u>

**Board of County Commissioners
Detail Impact Fee Revenue
Town of Loxahatchee Groves**

<u>Descriptions</u>	<u>2008 Actual</u>
School I/F Zone 4	\$8,739
Roads I/F Zone 3	22,245
Parks I/F Zone 2	3,176
Fire Rescue	3,332
Library	332
Law Enforcement	1,018
Public Building I/F	2,274
Grand Total	<u><u>\$41,116</u></u>

Summary of Impact Fees	2008 Actual
School	\$8,739
Roads	22,245
Parks	3,176
Fire Rescue	3,332
Library	332
Law Enforcement	1,018
Public Building	2,274
Grand Total	<u><u>\$41,116</u></u>

Board of County Commissioners
 Detail Impact Fee Revenue
 Town of Manalapan

Descriptions	2008 Actual
School I/F Zone 2	\$0
Roads I/F Zone 4	0
Parks I/F Zone 2	0
Public Building I/F	0
Grand Total	\$0

Summary of Impact Fees	2008 Actual
School	\$0
Roads	0
Parks	0
Public Building	0
Grand Total	\$0

Board of County Commissioners
 Detail Impact Fee Revenue
 Town of Mangonia Park

<u>Descriptions</u>	<u>2008 Actual</u>
School I/F Zone 2	\$0
Roads I/F Zone 3	0
Parks I/F Zone 2	0
Public Building I/F	0
Library I/F	0
Grand Total	<u><u>\$0</u></u>

Summary of Impact Fees	2008 Actual
School	\$0
Roads	0
Parks	0
Public Building	0
Library	0
Grand Total	<u><u>\$0</u></u>

**Board of County Commissioners
Detail Impact Fee Revenue
Village of North Palm Beach**

Descriptions	2008 Actual
School I/F Zone 1	\$17,847
Roads I/F Zone 1	194,497
Parks I/F Zone 1	1,838
Public Building I/F	2,851
Grand Total	\$217,033

Summary of Impact Fees	2008 Actual
School	\$17,847
Roads	194,497
Parks	1,838
Public Building	2,851
Grand Total	\$217,033

**Board of County Commissioners
Detail Impact Fee Revenue
Town of Ocean Ridge**

<u>Descriptions</u>	<u>2008 Actual</u>
School I/F Zone 2	\$0
School I/F Zone 3	1,083
 Roads I/F Zone 4	 0
Parks I/F Zone 2	0
Parks I/F Zone 3	166
 Public Building I/F	 18
 Library I/F	 19
Grand Total	\$1,286

<u>Summary of Impact Fees</u>	<u>2008 Actual</u>
School	\$1,083
Roads	0
Parks	166
Public Building	18
Library	19
Grand Total	\$1,286

Board of County Commissioners
 Detail Impact Fee Revenue
 City of Pahokee

Descriptions	2008 Actual
Public Building I/F	\$0
Library I/F	0
Grand Total	\$0

Summary of Impact Fees	2008 Actual
Public Building	\$0
Library	0
Grand Total	\$0

**Board of County Commissioners
Detail Impact Fee Revenue
Town of Palm Beach**

Descriptions	2008 Actual
School I/F Zone 2	\$20,040
Roads I/F Zone 1	0
Roads I/F Zone 2	9,383
Roads I/F Zone 4	0
Parks I/F Zone 2	2,626
Public Building I/F	493
Grand Total	\$32,542

Summary of Impact Fees	2008 Actual
School	\$20,040
Roads	9,383
Parks	2,626
Public Building	493
Grand Total	\$32,542

**Board of County Commissioners
Detail Impact Fee Revenue
City of Palm Beach Gardens**

Descriptions	2008 Actual
School I/F Zone 1	\$404,629
Roads I/F Zone 1	1,071,244
Parks I/F Zone 1	128,076
Public Building I/F	47,606
Library I/F	10,849
Grand Total	\$1,662,404

Summary of Impact Fees	2008 Actual
School	\$404,629
Roads	1,071,244
Parks	128,076
Public Building	47,606
Library	10,849
Grand Total	\$1,662,404

Board of County Commissioners
 Detail Impact Fee Revenue
 Town of Palm Beach Shores

<u>Descriptions</u>	<u>2008 Actual</u>
School I/F Zone 1	\$0
Roads I/F Zone 1	0
Parks I/F Zone 1	0
Public Building I/F	0
Library I/F	0
Grand Total	<u><u>\$0</u></u>

Summary of Impact Fees	2008 Actual
School	\$0
Roads	0
Parks	0
Public Building	0
Library	0
Grand Total	<u><u>\$0</u></u>

**Board of County Commissioners
Detail Impact Fee Revenue
Village of Palm Springs**

Descriptions	2008 Actual
School I/F Zone 2	\$2,969
Roads I/F Zone 2	52,227
Parks I/F Zone 2	478
Public Building	894
Grand Total	\$56,568

Summary of Impact Fees	2008 Actual
School	\$2,969
Roads	52,227
Parks	478
Public Building	894
Grand Total	\$56,568

**Board of County Commissioners
Detail Impact Fee Revenue
City of Riviera Beach**

Descriptions	2008 Actual
School I/F Zone 1	\$86,841
School I/F Zone 2	3,227
Roads I/F Zone 1	169,002
Roads I/F Zone 2	44,804
Parks I/F Zone 1	17,808
Parks I/F Zone 2	462
Public Building I/F	7,382
Grand Total	\$329,526

Summary of Impact Fees	2008 Actual
School	\$90,068
Roads	213,806
Parks	18,270
Public Building	7,382
Grand Total	\$329,526

**Board of County Commissioners
Detail Impact Fee Revenue
Village of Royal Palm Beach**

Descriptions	2008 Actual
School I/F Zone 4	\$343,999
Roads I/F Zone 3	758,744
Parks I/F Zone 2	87,847
Public Building I/F	28,192
Library I/F	13,508
Grand Total	\$1,232,290

Summary of Impact Fees	2008 Actual
School	\$343,999
Roads	758,744
Parks	87,847
Public Building	28,192
Library	13,508
Grand Total	\$1,232,290

**Board of County Commissioners
Detail Impact Fee Revenue
City of South Bay**

Descriptions	2008 Actual
Public Building I/F	\$0
Library I/F	0
Grand Total	\$0

Summary of Impact Fees	2008 Actual
Public Building	\$0
Library	0
Grand Total	\$0

Board of County Commissioners
 Detail Impact Fee Revenue
 Town of South Palm Beach

<u>Descriptions</u>	<u>2008 Actual</u>
School I/F Zone 2	\$0
Roads I/F Zone 2	0
Roads I/F Zone 4	0
Fire Rescue	0
Parks I/F Zone 2	0
Public Building I/F	0
Grand Total	<u><u>\$0</u></u>

Summary of Impact Fees	2008 Actual
School	\$0
Roads	0
Fire Rescue	0
Parks	0
Public Building	0
Grand Total	<u>\$0</u>

**Board of County Commissioners
Detail Impact Fee Revenue
Village of Tequesta**

<u>Descriptions</u>	<u>2008 Actual</u>
School I/F Zone 1	\$5,843
Roads I/F Zone 1	38,880
Parks I/F Zone 1	1,287
Public Building I/F	432
Library I/F	193
Grand Total	<u><u>\$46,635</u></u>

Summary of Impact Fees	2008 Actual
School	\$5,843
Roads	38,880
Parks	1,287
Public Building	432
Library	193
Grand Total	<u>\$46,635</u>

**Board of County Commissioners
Detail Impact Fee Revenues
Unincorporated Palm Beach County**

<u>Impact Fee Zones</u>	<u>2008 Actuals</u>
School I/F Zone 1	\$193,751
School I/F Zone 2	275,684
School I/F Zone 3	661,097
School I/F Zone 4	173,404
Roads I/F Zone 1	1,184,553
Roads I/F Zone 2	3,381,460
Roads I/F Zone 3	1,717,631
Roads I/F Zone 4	546,226
Roads I/F Zone 5	1,806,200
Law Enforcement I/F Zone 2	195,168
Fire Rescue I/F	747,326
Parks I/F Zone 1	115,130
Parks I/F Zone 2	161,033
Parks I/F Zone 3	900,445
Public Building I/F	305,277
Library I/F	114,675
Grand Total	<u>\$12,479,060</u>

Summary of Unincorporated P.B. County	2008 Actual
School	\$1,303,936
Roads	8,636,070
Law	195,168
Fire Rescue	747,326
Parks	1,176,608
Public Building	305,277
Library	114,675
Grand Total	<u>\$12,479,060</u>

Board of County Commissioners
 Detail Impact Fee Revenue
 Village of Wellington

Descriptions	2008 Actual
School I/F Zone 4	\$399,800
Roads I/F Zone 3	933,865
Roads I/F Zone 4	-2,259
Law Enforcement I/F	28,330
Fire Rescue	86,695
Parks I/F Zone 2	104,065
Public Building I/F	49,369
Library I/F	16,002
Grand Total	<u>\$1,615,867</u>

Summary of Impact Fees	2008 Actual
School	\$399,800
Roads	931,606
Law	28,330
Fire Rescue	86,695
Parks	104,065
Public Building	49,369
Library	16,002
Grand Total	<u>\$1,615,867</u>

**Board of County Commissioners
Detail Impact Fee Revenue
City of West Palm Beach**

<u>Descriptions</u>	<u>2008 Actual</u>
School I/F Zone 2	\$99,363
School I/F Zone 4	31,574
Roads I/F Zone 2	1,672,925
Roads I/F Zone 3	117,614
Parks I/F Zone 1	7,661
Parks I/F Zone 2	144,107
Public Building I/F	20,188
Grand Total	<u><u>\$2,093,432</u></u>

<u>Summary of Impact Fees</u>	<u>2008 Actual</u>
School	\$130,937
Roads	1,790,539
Parks	151,768
Public Building	20,188
Grand Total	<u><u>\$2,093,432</u></u>



**IMPACT FEE EXPENDITURES
BY BENEFIT ZONE**

**Board of County Commissioners
Impact Fees Expenditures
Road Program Zone 1**

Project Name:

**2008
Expenditures**

Roosevelt-Indiantown/Martin Co	158,033
Old Dixie Hwy/Park Ave-Northlake	25,286
Donald Ross Rd/Alternate A1A	163,207
Indiantown Rd/I-95 Interchange Study	42,266
Alt A1A/T Penna Dr to Indntwn	33,389
Jog Rd/Hood Rd to Donald Ross	275,117
Alt A1A/F Small Rd-Toney Penna	144,542
Silver Bch Rd/E of Con-Old Dix	120,787
Indiantown Rd/Jupiter Farms Rd to W of Tur	156,900
Central Blvd/Indiantown Rd to Longshore	121,645
Grand Total	\$1,241,172

**Board of County Commissioners
Impact Fees Expenditures
Road Program Zone 2**

<u>Project Name:</u>	2008 Expenditures
Belvedere Rd/E of Jog to Military	\$10,177
Haverhill Rd/Okeechobee to Community	20,626
45th St/Pinewood Ave to U.S. 1	2,237
Okee Blvd & Tamarind Ave	1,962
Haverhill Rd - 45th St./Beeline Hwy.	1,389,575
Okeechobee Blvd & Australian Blvd Int	2,110,196
Community Dr/Military To Village Blvd.	2,252
Forest Hill Blvd @ Jog Road	49,896
10th Ave N/Congress To I-95	64,795
Lyons/N of Frst Hill to S of 80	29,783
45th/Jog Rd to Haverhill	188,564
Westgate Ave/Congress Ave to Australian	4,277
Australian Ave/Blue Heron Dr To Old Dixie Hwy	3,300
Australian Ave/Banyan Ave to 45th St	112,508
Haverhill Rd/10th N To Purdy	57,230
Lyons Rd/S of LWDD L-11 Canal to N of LWDD	86,096
Grand Total	\$4,133,474

**Board of County Commissioners
Impact Fees Expenditures
Road Program Zone 3**

<u>Project Name:</u>	2008 Expenditures
Northlake BL/Sem Pratt-Coconut	\$1,250,476
Okeechobee-W of SR7/E of Jog	369,738
Okeechobee-E of Jog/E of Tpike	1,239
Roebuck Rd/SR 7 to Jog Rd	333,712
Okeechobee Blvd/Seminole Pratt to E of FC	22,457
Northlake-Coconut Blvd/Ibis	75
Seminole Pratt - Northlake/Beeline	1,018,550
Persimmon-E End Connect/Okeechobee	861,585
Jog Rd - Roebuck Rd/45th St	203,866
Seminole Pratt-Okeechobee/Sycamore	470,592
Seminole PW - SR 80/Okeechobee	896,947
Seminole PW - Sycamore/Orange	199,965
Acreage Access Road - Persimmon Blvd to 6	310,718
Seminole PW - Orange/Northlake	1,519,063
Seminole Pratt/Sycamore Dr. to N of Sycamore	85,971
Forest Hill Blvd/Wellington Trace to SR80	1,154,818
SR 80/Forest Hill Blvd. Inter.	490,256
Grnview Shr/S Shore to Well Tr	2,311,366
SR 7/S of LW Rd - No of Southern	44,328
Grand Total	\$11,545,722

**Board of County Commissioners
Impact Fees Expenditures
Road Program Zone 4**

Project Name:

**2008
Expenditures**

Congress/Lantana To Melaleuca	601,845
Lantana Rd/High Ridge Rd to Redding R	37,620
Haverhill Rd/LWDD L-19 Canal To Hypoluxo	11,251
Lawrence - Boynton Beach/Gateway	154,088
Hypoluxo Rd/W of Lyons Rd To W of Hagen Ranch Rd	8,193,868
Melaleuca Lane - Jog/Haverhill	56,500
Congress - Hypoluxo - Lantana	47,346
Congress-Melaleuca/Lake Worth	187,390
Hypoluxo Rd/Jog Rd to Military	70,427
Grand Total	\$9,360,335

**Board of County Commissioners
Impact Fees Expenditures
Road Program Zone 5**

Project Name:

Boca Rio-Palmetto Park/Glades
 Jog-W Atlantic Ave/S of Lk Ida
 Cain Blvd/Glades Rd to Yamato
 Lyons Rd/W Atlantic to S of Boynton
 Lyons Rd - Glades Rd/Yamato Rd
 Boca Rio Rd/SW 18th St to Palmetto P
 Jog - Glades/Clintmoore
 Yamato Rd/W of Cain Blvd to W of SR7
 Woolbright/Hagen Ranch to Jog Rd
 Palmetto Pk Rd/W of Pwrlne-I95
 Grand Total

**2008
Expenditures**

\$64,741
1,887,811
256,819
468,704
155,301
80,546
239,001
1,000,144
55,924
11,422
\$4,220,413

**Board of County Commissioners
Impact Fees Expenditures
Law Enforcement**

Project Name:

**2008
Expenditures**

PBSO W Boynton Regional Center	\$50,288
PBSO District 6 @ W. Delray	24,123
PBSO Aviation	68,100
PBSO K-9 Expansion	493,686
PBSO Public Safety Training Facility	289,250
PBSO Marine Unit	96,838
Grand Total	\$1,022,285

Board of County Commissioners
Impact Fees Expenditures
Fire Rescue

Project Name:

Training Facility
Station 22 Replacement
Station 56
Station 44
Grand Total

2008
Expenditures

\$3,832,661
12,356
240,059
938,631
\$5,023,707

Board of County Commissioners
Impact Fees Expenditures
Parks & Recreation Zone 1

<u>Project Name:</u>	2008 Expenditures
Jupiter Farms Park Equestrian Fac	\$12,711
Light Harbor Marina	\$23,208
Loggerhead Park Improvements	22,057
Peanut Island Design & Develop	15,211
Riverbend/Reese Grove Pk Ph II	455,528
Riverbend/Reese Grove Pk Ph 3	352,353
Jupiter Farms Park Improvement	142,314
District Park "F" (Acreage) Design & D	37,353
Phil Foster Park Improvements	14,158
North County Ocean Rescue Headquarters	50,095
Coral Cove Lifeguard Building	68,053
Burt Reynolds Park Improvements	49,503
Dubois Park Riverwalk Improv.	51,024
Carlin Park Improvements	746,082
Ocean Cay Park Phase I	873
Grand Total	\$2,040,523

Board of County Commissioners
Impact Fees Expenditures
Parks & Recreation Zone 2

<u>Project Name:</u>	2008 Expenditures
Cholee Park	\$18,943
Santaluces Ath Cmplx - Fld Lghts	17,827
Park Ridge Golf Course	78,012
Okeehlee Golf Course Improvements	38,249
John Prince Park Environmental Improvements	546,542
District Park "F" (Acreage) Design & D	397,773
Peanut Island Design & Development	63,372
John Prince Golf Learning Center	22,524
John Prince Park Improvements Phase IV	438,899
Therapeutic Recreation Complex	89
Calypso Bay Wtrpk Improve/Ph I	5,072
Okeehlee South Park Dev Phase III	285,992
Okeehlee Park Tennis Center Impr	42,573
Jim Brandon Equestrian Center	53,225
Grand Total	\$2,009,092

**Board of County Commissioners
Impact Fees Expenditures
Parks & Recreation Zone 3**

Project Name:

**2008
Expenditures**

Loggers Run Park Phase III	\$71,702
South County Regional Park Phase III	458,427
West Delray Regional Park	1
Morakami Museum & Gardens Improvements	2,024
Morakami Pk Entrance Improve	1,066
S. Inlet Pk Picnic Area & FencG	40,416
Milani Park	59,746
South County Regional Phase II	1,844,758
Grand Total	\$2,478,140

Board of County Commissioners
Impact Fees Expenditures
Public Building

Project Name:

Field Operations & Support Ctr
S. Cnty Courthouse Expansion
Headstrt/Sr Center LW Corridor
Judicial Garage (600 Spaces)
County Industrial Facility
Grand Total

2008	
Expenditures	
\$308,089	
889,704	
775,915	
646	
17,500	
\$1,991,854	

Board of County Commissioners
Impact Fees Expenditures
Library

Project Name:

2008
Expenditures

Acreage Branch	\$3,516
Wellington Branch Expansion	45,102
N. County Regional Expansion	66,089
Royal Palm Branch Expansion	95,000
West Boca Branch (New)	757,757
West Lantana Branch (New)	1,006,832
Grand Total	\$1,974,296

Board of County Commissioners
Impact Fees Expenditures
School Zone 1

Project Name:

Independence Middle

Grand Total

2008
Expenditures

\$980,000
\$980,000

Board of County Commissioners
Impact Fees Expenditures
School Zone 2

Project Name:

Boynton Beach High School

Grand Total

2008
Expenditures

\$578,000
\$578,000

Board of County Commissioners
Impact Fees Expenditures
School Zone 3

Project Name:

Boynton Delray Area Middle (Odyssey)

Grand Total

2008 Expenditures	
	\$2,198,000
	\$2,198,000

Board of County Commissioners
Impact Fees Expenditures
School Zone 4

Project Name:

Royal Palm Beach High School

Grand Total

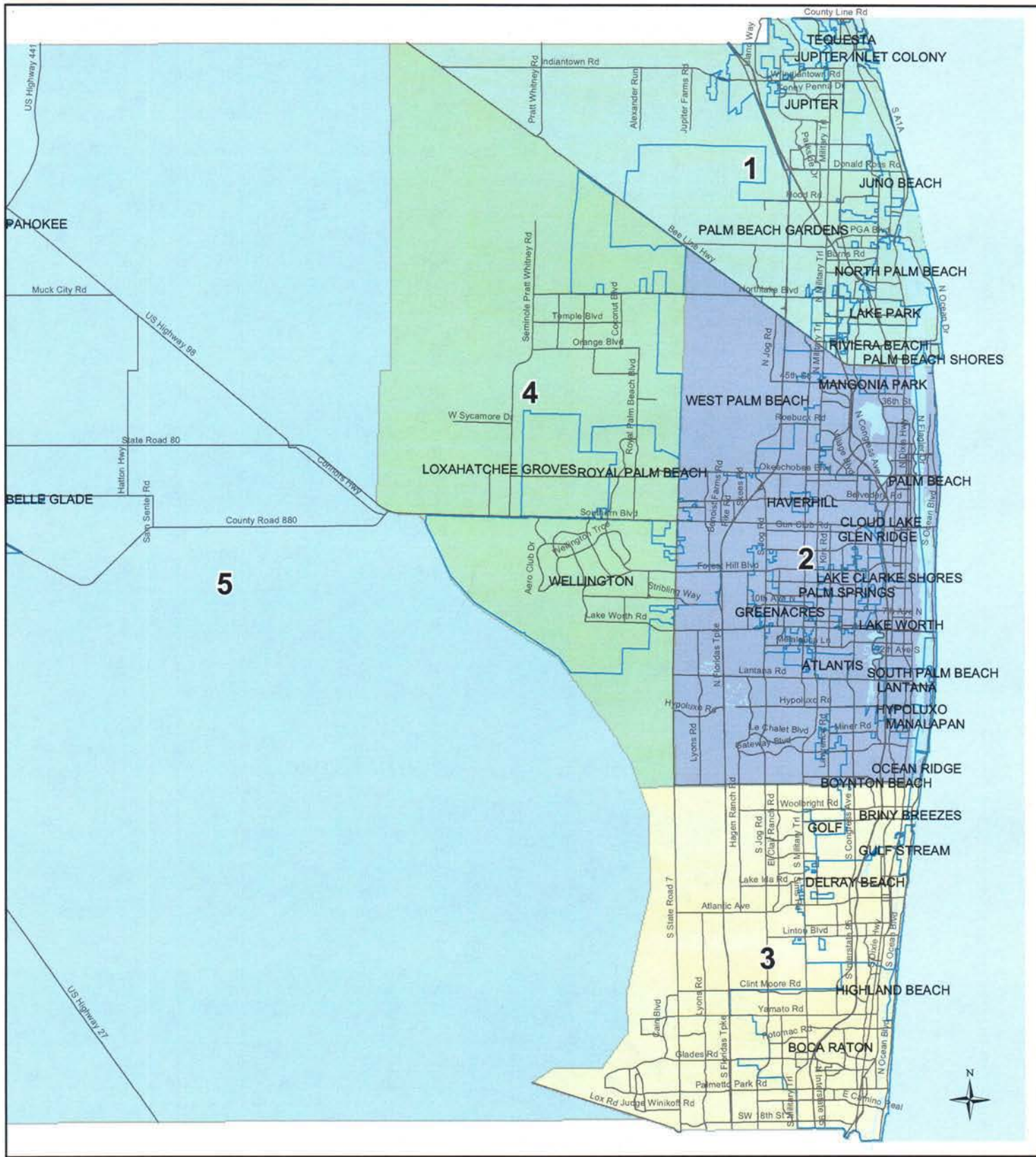
2008
Expenditures

\$843,000
\$843,000









IMPACT FEE BENEFIT

ZONE MAPS



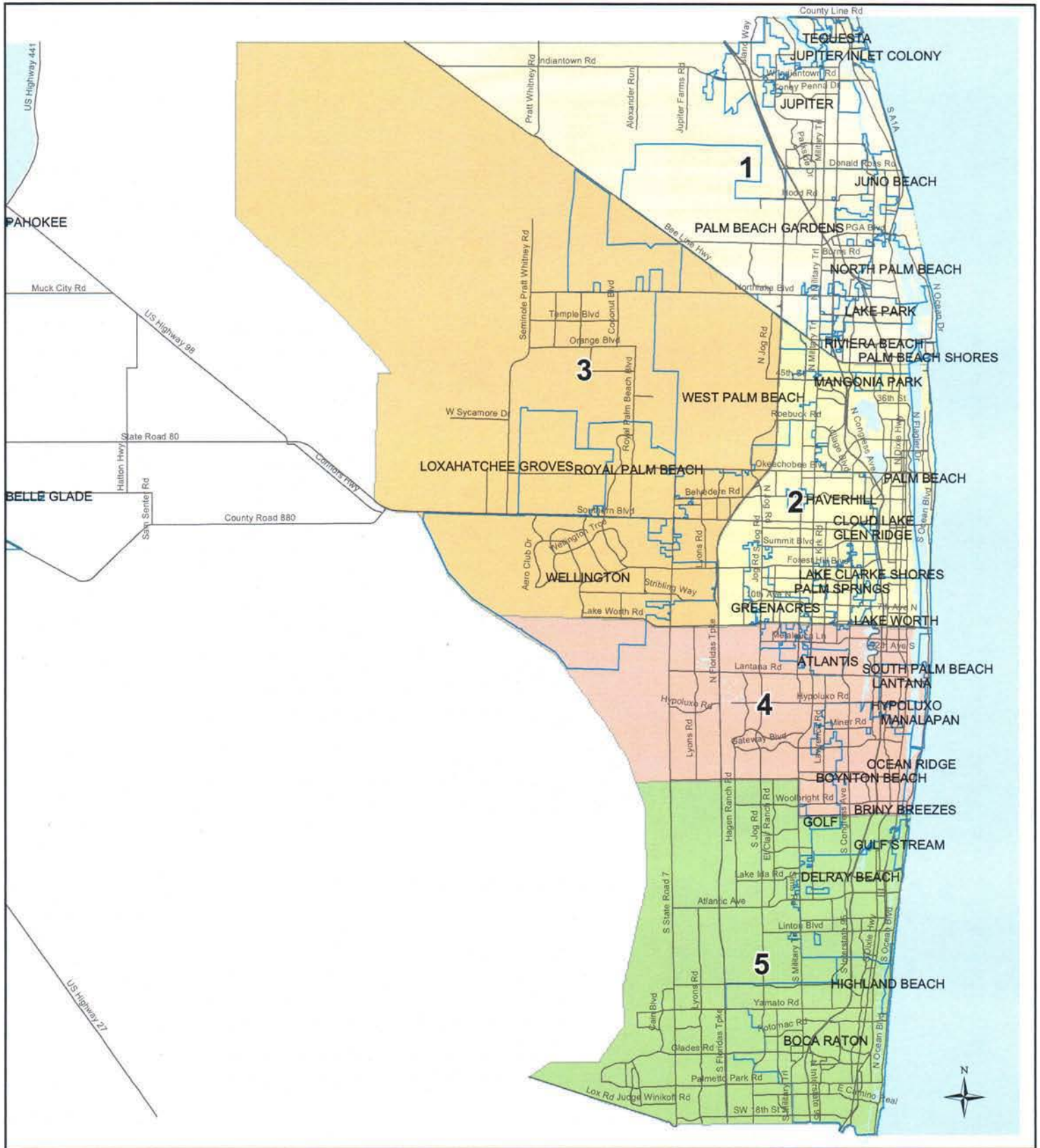
SCHOOL IMPACT FEE ZONES

-  Municipal Boundaries
-  1
-  2
-  3
-  4
-  5




Planning, Zoning and Building Department - GIS

2300 N. Jog Road
 West Palm Beach, FL 33411
 (561) 233-5000
 pzmap@pbcgov.org
 www.pbcgov.com/pzb



ROAD IMPACT FEE ZONES

-  Municipal Boundaries

	1		4
	2		5
	3		



Date April 2, 2009 File name: roadfzsmall.mxd (ac)



Planning, Zoning and Building

Department - GIS

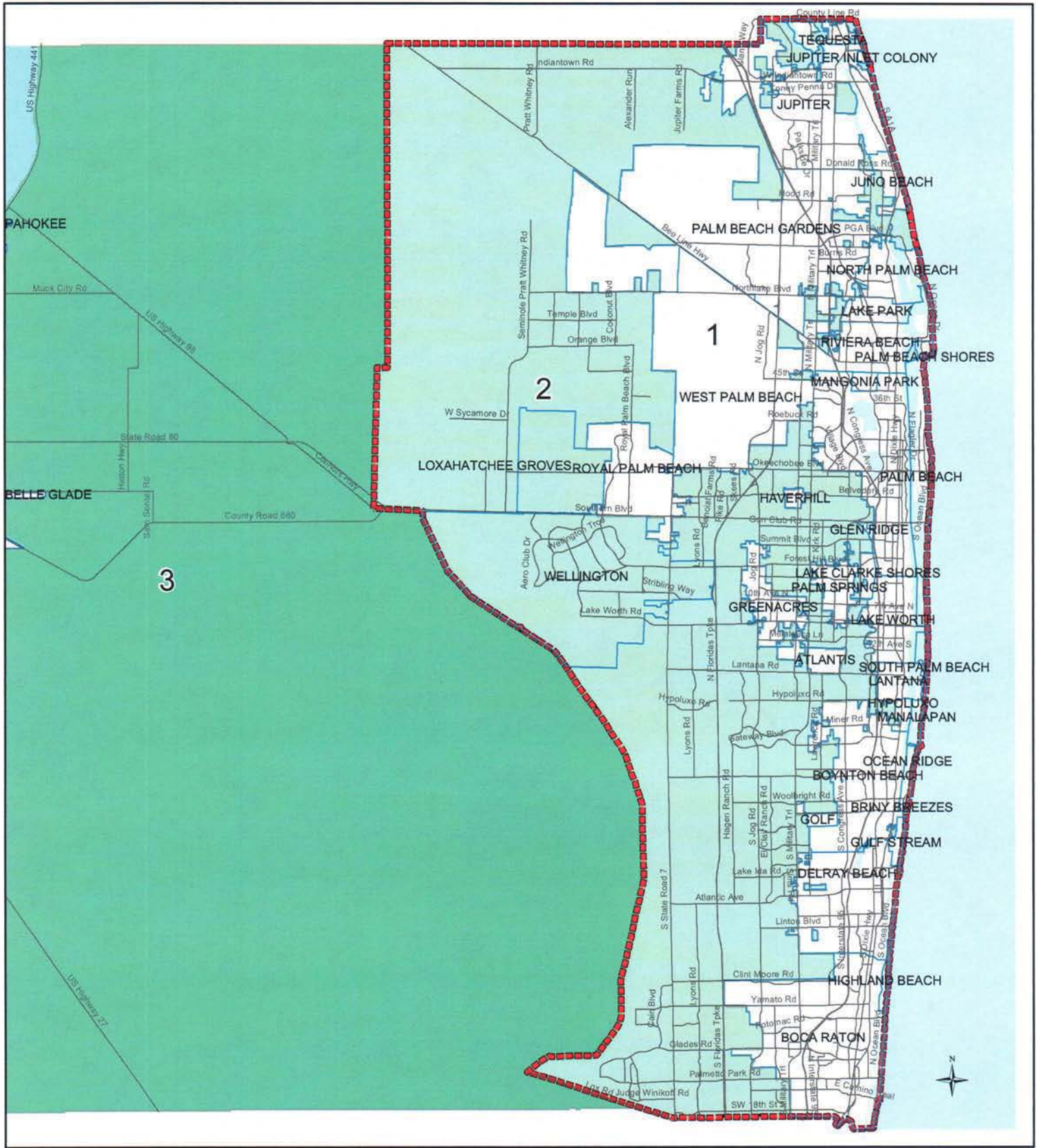
2300 N. Jog Road

West Palm Beach, FL 33411

(561) 233-5000

pzbmap@pbcgov.org

www.pbcgov.com/pzb



LAW ENFORCEMENT PATROL IMPACT FEE ZONES

 Municipal Boundaries

 1

 2

 3

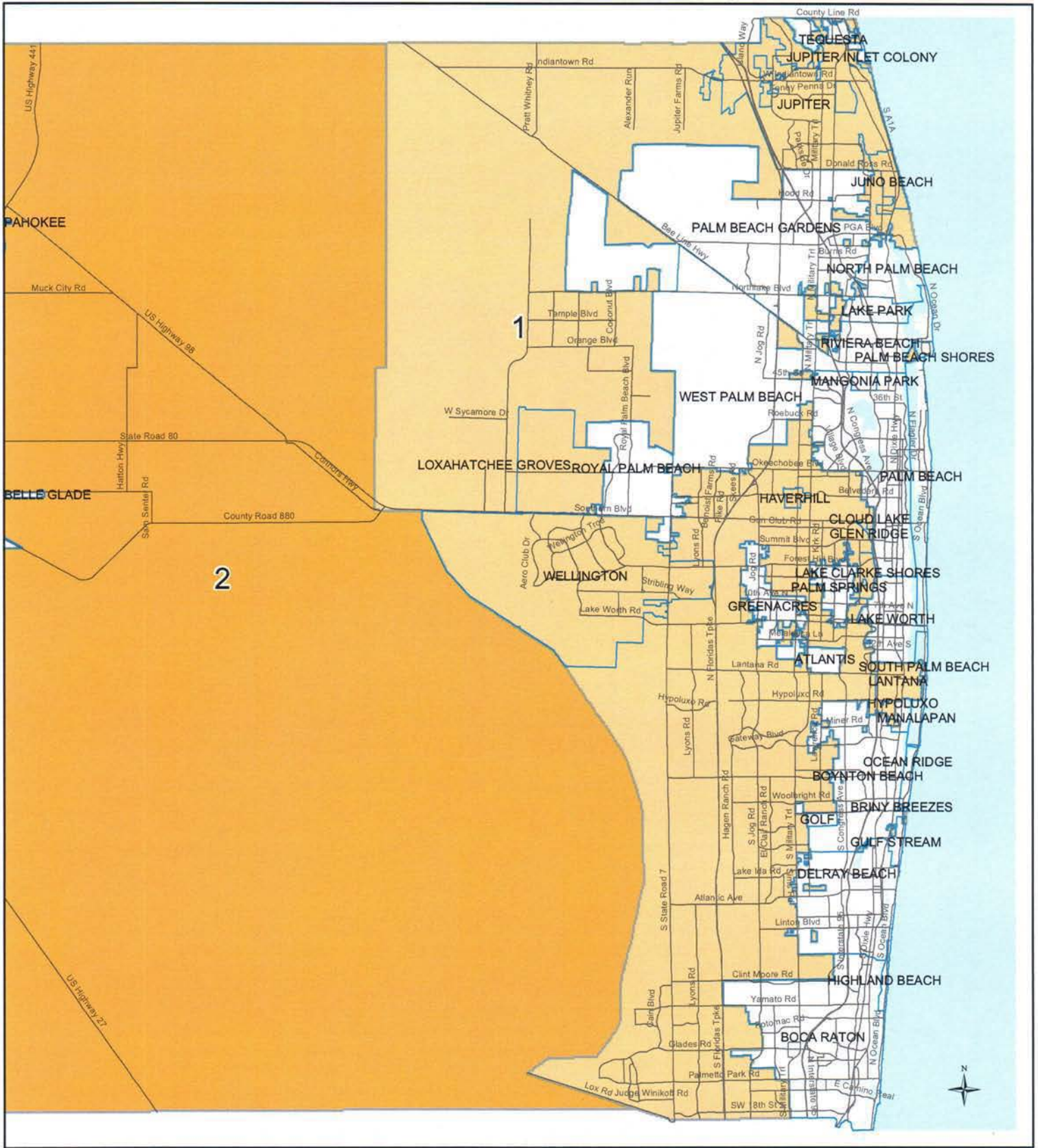


Date: April 2, 2009 Filename: lawenfzmail.mxd (ac)



Planning, Zoning and Building Department - GIS

2300 N. Jog Road
 West Palm Beach, FL 33411
 (561) 233-5000
 pzbmap@pbcgov.org
 www.pbcgov.com/pzb



FIRE IMPACT FEE ZONES

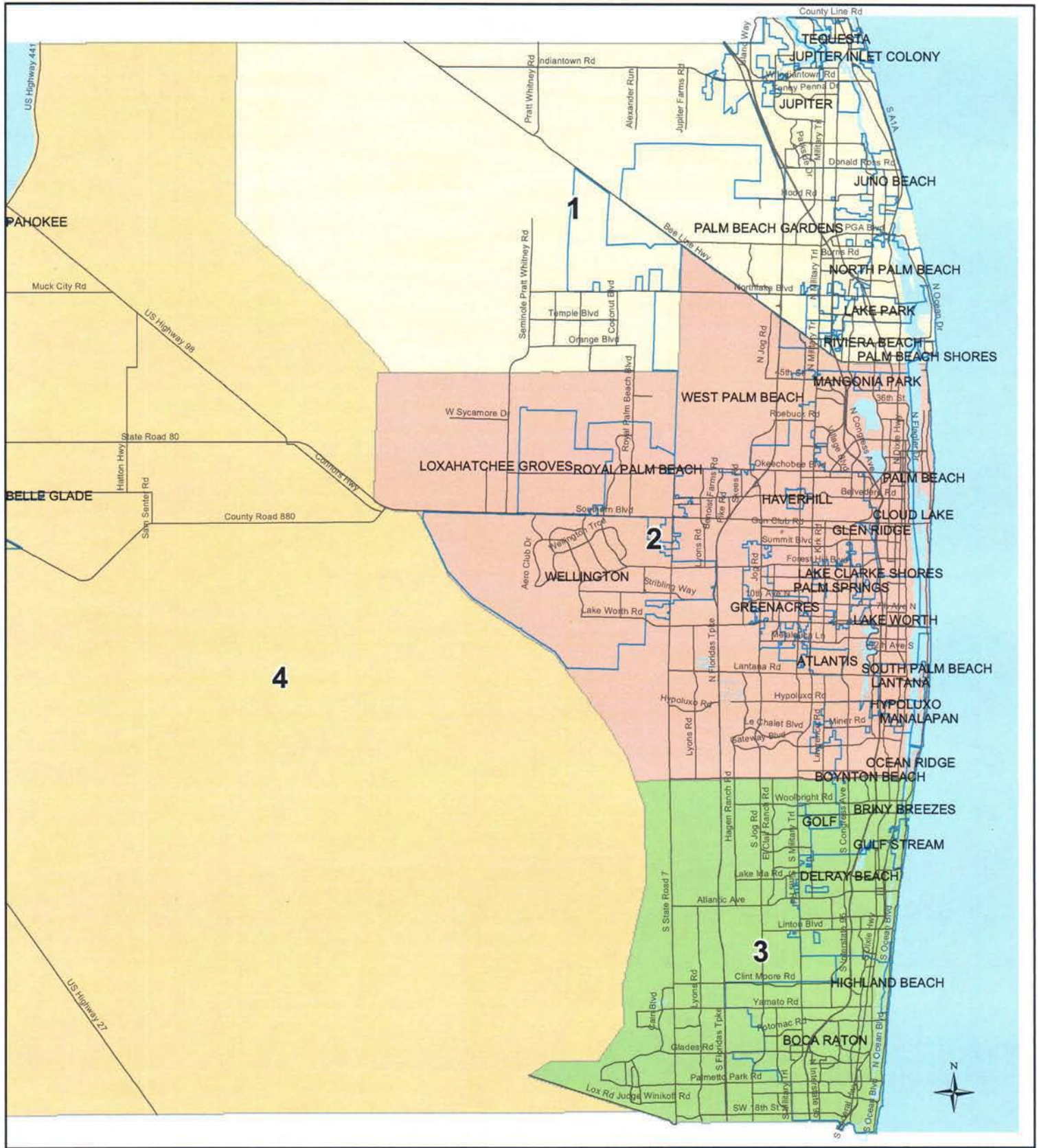
-  Municipal Boundaries
-  1
-  2



Date April 2, 2009 Filename: firefzsmall.mxd (ac)



**Planning, Zoning and Building
Department - GIS**
2300 N. Jog Road
West Palm Beach, FL 33411
(561) 233-5000
pzbmap@pbcgov.com
www.pbcgov.com/pzb



PARK IMPACT FEE ZONES

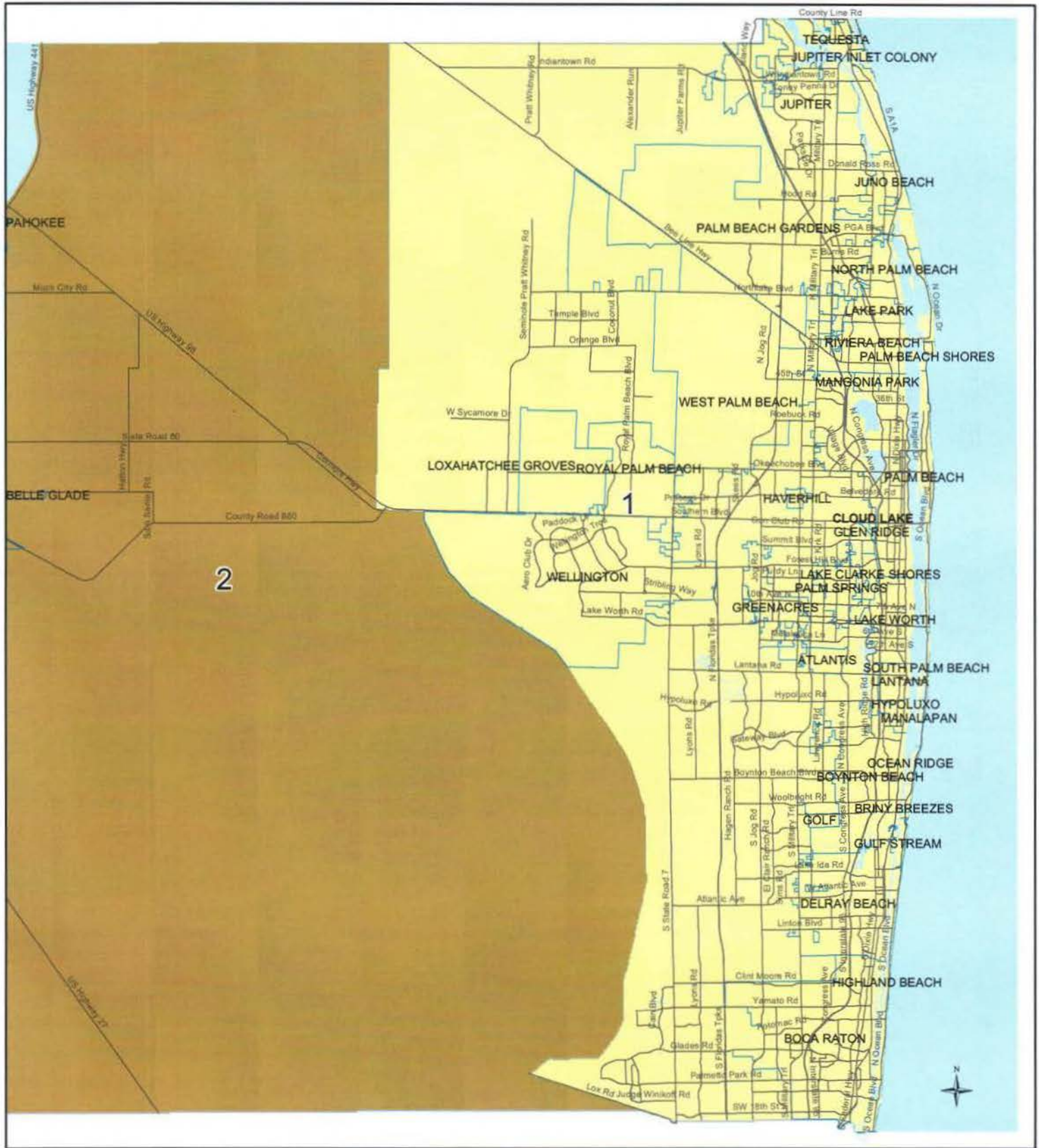


Date April 2, 2009 Filename: parkfzmat.mxd (ac)






Planning, Zoning and Building Department - GIS

2300 N. Jog Road
West Palm Beach, FL 33411
(561) 233-5000
pzbrmap@pbcgov.org
www.pbcgov.com/pzb



PUBLIC BUILDING IMPACT FEE ZONES

-  Municipal Boundaries
-  1
-  2

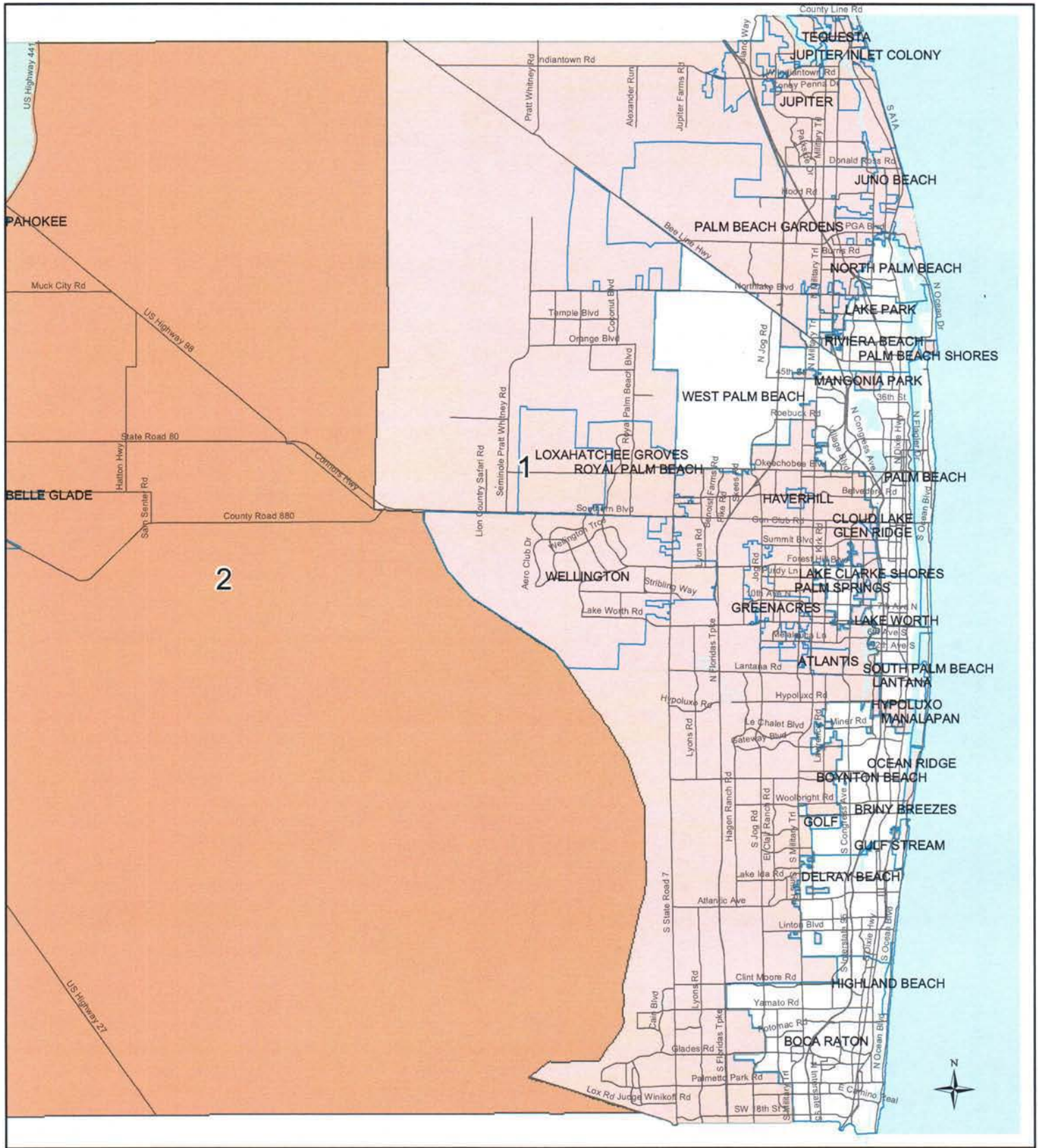


Date: April 2, 2009 File name: biogfzrsmatl.mxd (ac)






Planning, Zoning and Building Department - GIS

2300 N. Jog Road
 West Palm Beach, FL 33411
 (561) 233-5000
 pzbiimap@pbcgov.org
 www.pbcgov.com/pzb



LIBRARY IMPACT FEE ZONES

-  Municipal Boundaries
-  1
-  2



Date April 2, 2009 Filename: libraryfz.mxd (ac)



**Planning, Zoning and Building
Department - GIS**
 2300 N. Jog Road
 West Palm Beach, FL 33411
 (561) 233-5000
 pzbmap@pbcgov.org
 www.pbcgov.com/pzb