

Expense Budget *JPM SQUARE LAKE*

Menu Quick Search

	BFY	Fund	Department	Appr Unit	Unit	Object	Current Budget	Encumbered	Actual Expenses	Unobligated
✓	2004	3000	381	381M050CA	M050	4703	\$0.00	\$0.00	\$0.00	\$0.00
	2004	3000	381	381M050CA	M050	6504	\$1,000,000.00	\$0.00	\$320,530.90	\$679,469.10
	2004	3000	381	381M050CA	M050	6505	\$167,745.00	\$0.00	\$46,182.68	\$121,562.32
	2004	3804	411	411M050CA	M050	4610	\$0.00	\$0.00	\$0.00	\$0.00
	2004	3900	364	364M050CA	M050	6120	\$14,000.00	\$0.00	\$0.00	\$14,000.00
	2004	3900	364	364M050CA	M050	6505	\$9,350.00	\$0.00	\$0.00	\$9,350.00
	2004	3900	364	364M050CA	M050	6506	\$236,425.00	\$0.00	\$0.00	\$236,425.00
	2005	3000	381	381M050CA	M050	6504	\$679,479.00	\$0.00	\$114,252.74	\$565,226.26

First Prev Next Last

Search

▼ Budget Actuals

Pre-Encumbered :	<input type="text" value="\$0.00"/>		Uncommitted :	<input type="text" value="\$0.00"/>
Encumbered :	<input type="text" value="\$0.00"/>		Unobligated :	<input type="text" value="\$0.00"/>
Accrued Expenses :	<input type="text" value="\$0.00"/>		Actual Expenses :	<input type="text" value="\$0.00"/>
Cash Expenses :	<input type="text" value="\$0.00"/>			

Total
\$ 3,080,612

► Budgeted Amounts

► Linked Revenues

► General Information

Top
[Modified Budget Line Controls](#) [Appropriation Budget](#) [Linked Revenues](#)

Expense Budget

[Menu Quick Search](#)

	BFY	Fund	Department	Appr Unit	Unit	Object	Current Budget	Encumbered	Actual Expenses	Unobligated
✓	2005	3000	381	381M050CA	M050	6505	\$121,562.00	\$288.00	\$75.00	\$121,199.00
	2005	3500	364	364M050CB	M050	6506	\$226,035.00	\$0.00	\$0.00	\$226,035.00
	2005	3900	364	364M050CA	M050	6120	\$14,000.00	\$0.00	\$0.00	\$14,000.00
	2005	3900	364	364M050CA	M050	6505	\$9,350.00	\$0.00	\$0.00	\$9,350.00
	2005	3900	364	364M050CA	M050	6506	\$10,390.00	\$0.00	\$0.00	\$10,390.00
	2006	3000	381	381M050CA	M050	6504	\$565,227.00	\$0.00	\$4,441.50	\$560,785.50
	2006	3000	381	381M050CA	M050	6505	\$121,199.00	\$0.00	\$0.00	\$121,199.00
	2006	3500	364	364M050CB	M050	6506	\$231,035.00	\$0.00	\$0.00	\$231,035.00

[First](#) [Prev](#) [Next](#) [Last](#)

Search



▼ Budget Actuals

Pre-Encumbered :	<input type="text" value="\$0.00"/>		Uncommitted :	<input type="text" value="\$121,199.00"/>
Encumbered :	<input type="text" value="\$288.00"/>		Unobligated :	<input type="text" value="\$121,199.00"/>
Accrued Expenses :	<input type="text" value="\$0.00"/>		Actual Expenses :	<input type="text" value="\$75.00"/>
Cash Expenses :	<input type="text" value="\$75.00"/>			

▶ Budgeted Amounts

▶ Linked Revenues

▶ General Information

[Top](#)


[Modified Budget Line Controls](#) [Appropriation Budget](#) [Linked Revenues](#)

Expense Budget





Menu Quick Search

	BFY	Fund	Department	Appr Unit	Unit	Object	Current Budget	Encumbered	Actual Expenses	Unobligated
✓	2006	3900	364	364M050CA	M050	6120	\$14,000.00	\$0.00	\$0.00	\$14,000.00
	2006	3900	364	364M050CA	M050	6505	\$9,350.00	\$0.00	\$0.00	\$9,350.00
	2006	3900	364	364M050CA	M050	6506	\$5,390.00	\$0.00	\$0.00	\$5,390.00
	2006	3900	381	381M050CB	M050	6504	\$800,000.00	\$0.00	\$0.00	\$800,000.00
	2007	3000	381	381M050CA	M050	6504	\$560,785.00	\$0.00	\$39,231.18	\$521,553.82
	2007	3000	381	381M050CA	M050	6505	\$121,199.00	\$0.00	\$0.00	\$121,199.00
	2007	3500	364	364M050CB	M050	6506	\$226,542.00	\$0.00	\$0.00	\$226,542.00
	2007	3900	364	364M050CA	M050	6120	\$14,000.00	\$0.00	\$0.00	\$14,000.00

First Prev Next Last

Search 

Budget Actuals

Pre-Encumbered :	<input type="text" value="\$0.00"/>		Uncommitted :	<input type="text" value="\$14,000.00"/>
Encumbered :	<input type="text" value="\$0.00"/>		Unobligated :	<input type="text" value="\$14,000.00"/>
Accrued Expenses :	<input type="text" value="\$0.00"/>		Actual Expenses :	<input type="text" value="\$0.00"/>
Cash Expenses :	<input type="text" value="\$0.00"/>			

- Budgeted Amounts**
- Linked Revenues**
- General Information**

[Top](#)

[Modified Budget Line Controls](#) [Appropriation Budget](#) [Linked Revenues](#)

Expense Budget

Menu Quick Search

BFY	Fund	Department	Appr Unit	Unit	Object	Current Budget	Encumbered	Actual Expenses	Unobligated
✓ 2007	3900	364	364M050CA	M050	6505	\$9,350.00	\$0.00	\$0.00	\$9,350.00
2007	3900	364	364M050CA	M050	6506	\$9,883.00	\$0.00	\$0.00	\$9,883.00
2007	3900	381	381M050CB	M050	6504	\$1,200,000.00	\$0.00	\$505,547.94	\$694,452.06
2008	3000	381	381M050CA	M050	6504	\$521,551.00	\$0.00	\$296,740.25	\$224,810.75
2008	3000	381	381M050CA	M050	6505	\$121,199.00	\$0.00	\$159,155.52	(\$37,956.52)
2008	3500	364	364M050CB	M050	6506	\$226,542.00	\$0.00	\$0.00	\$226,542.00
2008	3900	364	364M050CA	M050	6120	\$14,000.00	\$0.00	\$0.00	\$14,000.00
2008	3900	364	364M050CA	M050	6505	\$9,350.00	\$0.00	\$0.00	\$9,350.00

First Prev Next Last

Search



▼ Budget Actuals

Pre-Encumbered :	<input type="text" value="\$0.00"/>		Uncommitted :	<input type="text" value="\$9,350.00"/>
Encumbered :	<input type="text" value="\$0.00"/>		Unobligated :	<input type="text" value="\$9,350.00"/>
Accrued Expenses :	<input type="text" value="\$0.00"/>		Actual Expenses :	<input type="text" value="\$0.00"/>
Cash Expenses :	<input type="text" value="\$0.00"/>			

► Budgeted Amounts

► Linked Revenues

► General Information

Top

Modified Budget Line Controls Appropriation Budget Linked Revenues

Expense Budget





Menu Quick Search

BFY	Fund	Department	Appr Unit	Unit	Object	Current Budget	Encumbered	Actual Expenses	Unobligated
✓ 2008	3900	364	364M050CA	M050	6506	\$9,883.00	\$0.00	\$0.00	\$9,883.00
2008	3900	381	381M050CB	M050	6504	\$694,453.00	\$0.00	\$605,463.28	\$88,989.72
2009	3000	381	381M050CA	M050	6504	\$65,655.00	\$0.00	\$0.00	\$65,655.00
2009	3000	381	381M050CA	M050	6505	\$121,199.00	\$0.00	\$0.00	\$121,199.00
2009	3500	364	364M050CB	M050	6506	\$226,542.00	\$0.00	\$0.00	\$226,542.00
2009	3900	364	364M050CA	M050	6120	\$14,000.00	\$0.00	\$0.00	\$14,000.00
2009	3900	364	364M050CA	M050	6505	\$9,350.00	\$0.00	\$0.00	\$9,350.00
2009	3900	364	364M050CA	M050	6506	\$9,883.00	\$0.00	\$0.00	\$9,883.00

First Prev Next Last

Search 

▼ Budget Actuals

Pre-Encumbered :	<input type="text" value="\$0.00"/>		Uncommitted :	<input type="text" value="\$9,883.00"/>
Encumbered :	<input type="text" value="\$0.00"/>		Unobligated :	<input type="text" value="\$9,883.00"/>
Accrued Expenses :	<input type="text" value="\$0.00"/>		Actual Expenses :	<input type="text" value="\$0.00"/>
Cash Expenses :	<input type="text" value="\$0.00"/>			

▶ **Budgeted Amounts**

▶ **Linked Revenues**

▶ **General Information**

Top

Modified Budget Line Controls Appropriation Budget Linked Revenues

Expense Budget





[Menu Quick Search](#)

BFY	Fund	Department	Appr Unit	Unit	Object	Current Budget	Encumbered	Actual Expenses	Unobligated
✓ 2009	3900	381	381M050CB	M050	3120	\$0.00	\$0.00	\$88,990.00	(\$88,990.00)
2009	3900	381	381M050CB	M050	6504	\$88,990.00	\$0.00	\$0.00	\$88,990.00

[First](#) [Prev](#) [Next](#) [Last](#)

Search 

▼ Budget Actuals

Pre-Encumbered:	<input type="text" value="\$0.00"/>		Uncommitted:	<input type="text" value="(\$88,990.00)"/>
Encumbered:	<input type="text" value="\$0.00"/>		Unobligated:	<input type="text" value="(\$88,990.00)"/>
Accrued Expenses:	<input type="text" value="\$0.00"/>		Actual Expenses:	<input type="text" value="\$88,990.00"/>
Cash Expenses:	<input type="text" value="\$88,990.00"/>			

▶ **Budgeted Amounts**

▶ **Linked Revenues**

▶ **General Information**

[Top](#)

[Modified Budget Line Controls](#) [Appropriation Budget](#) [Linked Revenues](#)

JPM - SQUIRE LAKE

Expense Budget

Menu Quick Search

BFY	Fund	Department	Appr Unit	Unit	Object	Current Budget	Encumbered	Actual Expenses	Unobligated
✓ 2007	3602	581	581P617CA	P617	6504	\$900,000.00	\$0.00	\$353,458.54	\$546,541.46
2008	3602	581	581P617CA	P617	6504	\$515,373.00	\$0.00	\$515,372.98	\$0.02
2008	3602	581	581P617CA	P617	6506	\$31,169.00	\$0.00	\$31,168.48	\$0.52
2009	3602	581	581P617CA	P617	6506	\$1.00	\$0.00	\$0.00	\$1.00

First Prev Next Last

TOTAL \$3,080,612

Search

▼ Budget Actuals

Pre-Encumbered:	\$0.00	Uncommitted:	\$546,541.46
Encumbered:	\$0.00	Unobligated:	\$546,541.46
Accrued Expenses:	\$318,716.09	Actual Expenses:	\$353,458.54
Cash Expenses:	\$34,742.45		

- ▶ Budgeted Amounts
- ▶ Linked Revenues
- ▶ General Information

Top
[Modified Budget Line Controls](#) [Appropriation Budget](#) [Linked Revenues](#)