

2021 Contract Portfolio Report



Palm Beach County
COMMUNITY
SERVICES

Helping People Build Better Communities

2021 Contract Portfolio Report

Document prepared by:

Meghan Parnell

Manager of Strategic Planning, Research and Evaluation

Stessy Cocerez

Planner II



810 Datura Street
 West Palm Beach, FL 33401
 (561) 355-4700
 pbcgov.com/communityservices



**Palm Beach County
 Board of County Commissioners**

Robert S. Weinroth, Mayor
 Gregg K. Weiss, Vice Mayor
 Maria G. Marino
 Dave Kerner
 Maria Sachs
 Melissa McKinlay
 Mack Bernard

County Administrator

Verdenia C. Baker

Community Services Department

James Green, *Director*
 Taruna Malhotra, *Assistant Director*

Contents

- 04** Executive Summary

- 05** Funding Source Data Range Matrix

- 06** Administration

- 12** Division of Human Services and Community Action Program: Human Services

- 54** Division of Human Services and Community Action Program: Community Action Program

- 66** Ryan White

- 80** Senior Services and Veteran Services

- 96** Behavioral Health / Substance Use Disorders



(Front row, left to right) Vice Mayor Gregg K. Weiss, Mayor Robert S. Weinroth, Commissioner Dave Kerner. (Back row, left to right) County Administrator Verdenia C. Baker, Commissioners Maria G. Marino, Mack Bernard, Maria Sachs, Melissa McKinlay.

Executive Summary

This is the second edition of the Community Services Department Contract Portfolio. It represents all of the contracts from FY 2021.

Purpose

The purpose of the report is to visualize all of the funding sources across the Community Services Department (CSD) that result in contracts. Also included is a description of funding sources that do not result in contracts, thus being able to see the entire funding portfolio of CSD. This report is broken up by division and shows the funding sources, a description of the funding sources (if available), performance outcomes (if applicable), and a detailed breakdown of the funding sources that resulted in contracts. The breakdown of contracts shows each agency that was funded through a competitive process and when available, it also details who was served and the dollar amount provided.

Contracts

The report demonstrates the variety of funding that flows through the Community Services Department and its impact on nonprofit agencies throughout the community as well as the people that they serve. The report also depicts outcomes tracked as part of the contract, if available, and a description of those outcomes; the exception to this is the FAA Ad Valorem funding source, which publishes its own Demographics and Outcomes report annually.

Direct Services

Direct Services are services that are provided by the staff of the Community Services Department and their respective divisions to the community. The variety of funding sources that are used to provide these services are included to show the entire portfolio of funding across the department. Detailed information on direct services such as outcomes, number of people served, and client stories are described in the Community Services Department Annual Report.


Reporting Changes

The Ryan White program pages in this report contain information that has been repeated from the 2020 version of the Contract Portfolio. Additional information on demographics and outcomes have been provided, when available. The repetitiveness of the information is due to the crossover of timelines from when the first version of the report was produced to when this second version is being published. Beginning with 2022, the Contract Portfolio will be adjusted to account for this variance.

Funding Source Data Range Matrix

For each of the agencies/vendors/services mentioned in this report, there are varying date ranges for the grants. The table below depicts the difference between their actual ranges and the range for which their report data was obtained.

Funding Source	Actual Ranges	Report Ranges
Administration	FY 10/01/2020 - 09/30/2021	10/01/2020 - 09/30/2021
Division of Human Services and Community Action Program: Human Services (HS)	FY 10/01/2019 - 09/30/2023	10/01/2020 - 09/30/2021
Division of Human Services and Community Action Program: Community Action Program (CAP)	PY 04/01/2018 - 09/30/2021	10/01/2020 - 09/30/2021
Ryan White (RW)	GY 03/01/2020 - 06/30/2021	03/01/2020 - 02/28/2021
Division of Senior Services and Veteran Services (DOSS)	GY 07/01/2020 - 09/30/2022	10/01/2020 - 09/30/2021
Behavioral Health and Substance Use Disorders (BHSUD)	FY 10/01/2020 - 09/30/2021	10/01/2020 - 09/30/2021



Administration

Funding Source	
Financially Assisted Agencies (FAA)	
Actual Ranges	Report Ranges
FY 10/01/2020 - 09/30/2021	10/01/2020 - 09/30/2021

Contracts

BCC Priority: ALL

Funding Sources	Description	Funding Amount
Ad Valorem	Palm Beach County Financially Assisted Agencies (FAA) - Ad Valorem	\$12,402,726.00
Total		\$12,402,726.00

Palm Beach County has provided additional financial assistance to community-based organizations providing health and human services through the **Financially Assisted Agencies (FAA)** program, which is funded by Ad Valorem dollars. This funding is managed through the Administration section of the Community Services Department. Strategies and priorities of the funding are determined in collaboration with the Citizens Advisory Committee on Health and Human Services (CAC/HHS) and other divisions within the department. Through an annual competitive procurement process, funding is allocated across the three (3) main service categories of Housing/Homelessness, Economic Stability/Poverty, and Behavioral Health. There are additional sub-categories that align with the aforementioned service categories and these include Domestic Violence/Sheltering, Seniors, and Special Needs/Developmental Disabilities. Administration releases an annual report on the agencies/programs funded through the Financially Assisted Agencies (FAA) funding source. The report contains detailed demographic and outcome information for each of the funded agencies/programs. This document is published on the Community Services Department website and can be found here: <https://discover.pbcgov.org/communityservices/financiallyassisted/Pages/Documents.aspx>

The table of funded agencies, programs, and contracted dollar amounts can be found on the next page.

Contracted Agencies - FAA

Agency	Program Name	Total Awarded
211 Palm Beach/Treasure Coast (211)	Elder Crisis Outreach, Helpline	\$221,860.00
Adopt-A-Family of the Palm Beaches (AAF)	Housing Stabilization Program, Program REACH, Project SAFE, Rapid Re-Housing, Traveler's Aid	\$396,626.00
Aid to Victims of Domestic Abuse (AVDA)	Casa VEGSO	\$282,024.00
Alzheimer's Community Care (ACC)	Family Nurse Consultant, Specialized Alzheimer's Adult Day Services	\$563,721.00
American Association of Caregiving Youth (AACY)	Caregiving Youth Project	\$37,500.00
Coalition for Independent Living Options (CILO)	ALERT, FIND, SAIL, Senior-FIND	\$333,905.00
Community Child Care Center of Delray Beach (CCCCDB)	Family Strengthening	\$100,000.00
Drug Abuse Foundation of PBC (DAF)	Intensive Residential Treatment, Medical Detox	\$1,313,594.00
Drug Abuse Treatment Association (DATA)	Non-residential Treatment Services, Residential Services	\$266,108.00
El Sol, JNRC (ES)	Worker Development Project	\$55,034.00
Families First of Palm Beach County (FF)	Bridges to Success, Kin Support Project	\$110,500.00
Farmworker Coordinating Council of Palm Beach County (FCC)	Family Preservation and Economic Stability	\$165,850.00



Contracted Agencies - FAA (Continued)

Agency	Program Name	Total Awarded
Father Flanagan's BoysTown of South FL (FFBTSFL)	Children's Behavioral Health Collaborative	\$527,715.00
For the Children (FTC)	Children Community Wellness	\$245,366.00
Gulfstream Goodwill Industries (GGI)	Employment Focused Case Management, Homeless Youth Case Management, Homeless Youth Rapid Rehousing, Senior Homeless Prevention, Traveler's Aid, Youth Permanent Supportive Housing	\$505,205.00
Habilitation Center for the Handicapped (HCftH)	Day Program for Adults with Disabilities, Economic Stability for Adults with Special Needs	\$135,054.00
Housing Partnership (HP)	Community-based Outpatient Services, Financial Capability Building Prosperity, Supportive Housing	\$533,772.00
Jeff Industries (JI)	Job Placement Program, Let's Go To Work	\$165,795.00
Legal Aid Society of Palm Beach County (LAS)	Guardian Advocacy Program, Homeless Legal Prevention Project	\$125,740.00
Mental Health America (MHA)	Breaking Barriers	\$69,883.00
Palm Beach County Food Bank (PBCFB)	Food Recovery and Distribution & Benefits Outreach Program	\$155,295.00
Palm Beach Habilitation Center (PBHC)	Achieving Economic Stability, Computer Training Program, Senior Residential Supports, Seniors in Transition and Retirement Services, Supported Employment	\$415,829.00
Pathways to Prosperity (P2P)	CIRCLES	\$70,000.00
Seagull Industries (SI)	Achievement Center, SAIL	\$308,393.00

Contracted Agencies - FAA *(Continued)*

Agency	Program Name	Total Awarded
SouthEast Florida Behavioral Health Network (SEFBHN)	Wraparound Training and Fidelity Initiative	\$57,619.00
South County Mental Health Center (SCMH)	Crisis Stabilization Unit, Crisis Stabilization Unit - Belle Glade, Intake and Evaluation, Mobile Crisis Team, Psychiatric and Medical Services	\$2,724,312.00
The Arc of Palm Beach County (ArcPBC)	PALS, Residential Group Home	\$336,979.00
The Arc of the Glades (ArcGlades)	Adult Developmental Services System of Care	\$201,474.00
The Glades Initiative (TGI)	Connecting the Glades	\$142,053.00
The Lord's Place (TLP)	Café Joshua, Permanent Supportive Housing Programs	\$334,247.00
The Volen Center (TVC)	Match Funds and Transportation	\$1,194,135.00
United Community Options (UCO)	Behavior-focused Respite	\$74,024.00
United Way of Palm Beach County (UW)	Hunger Relief, Volunteer Income Tax Assistance Program (VITA)	\$73,904.00
YWCA of Palm Beach County (YWCA)	Harmony House	\$139,210.00

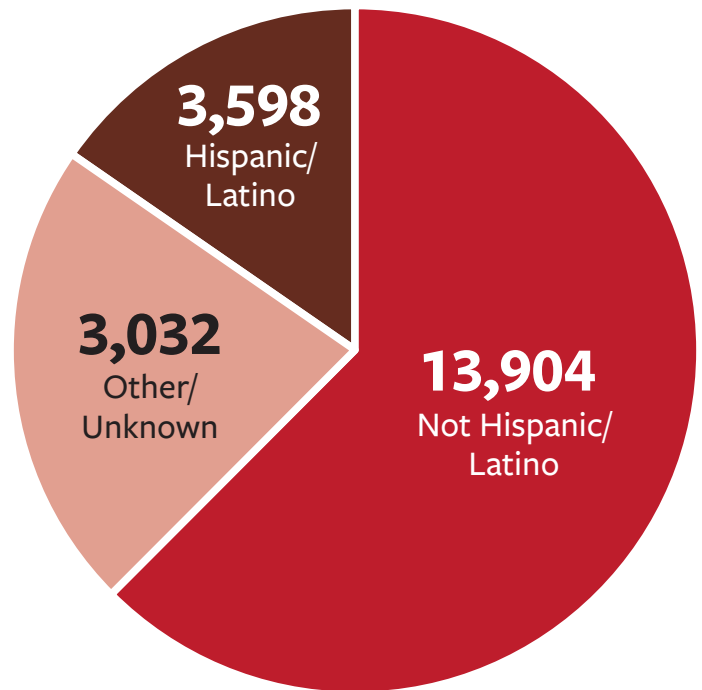
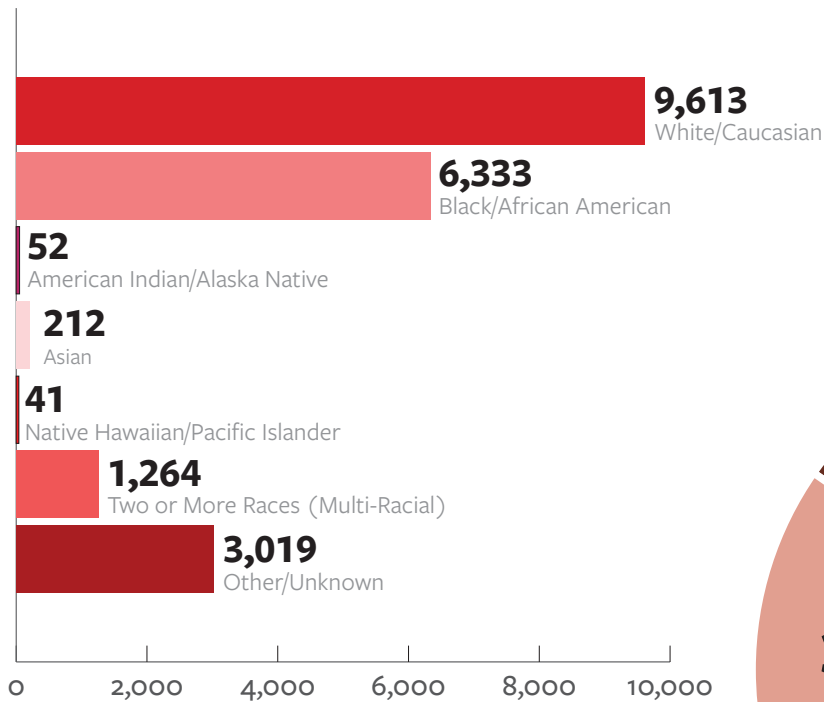


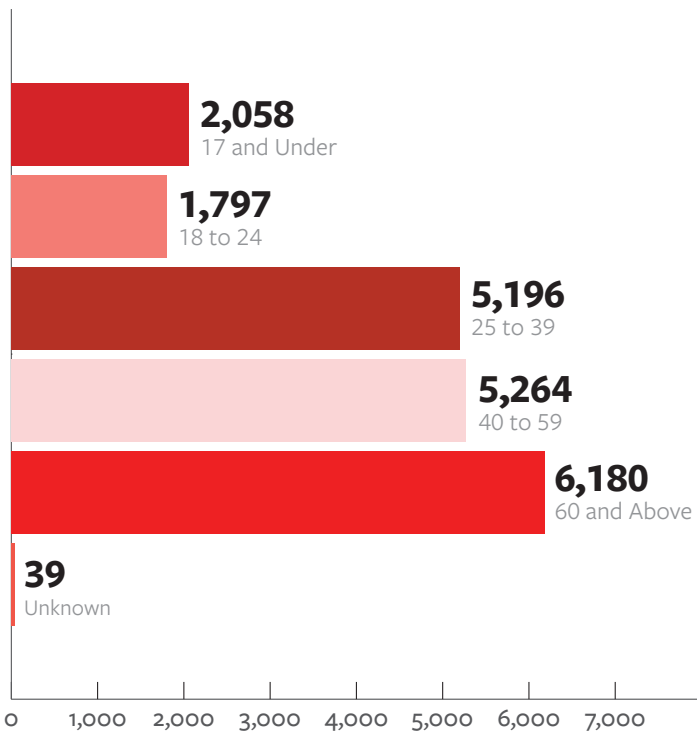
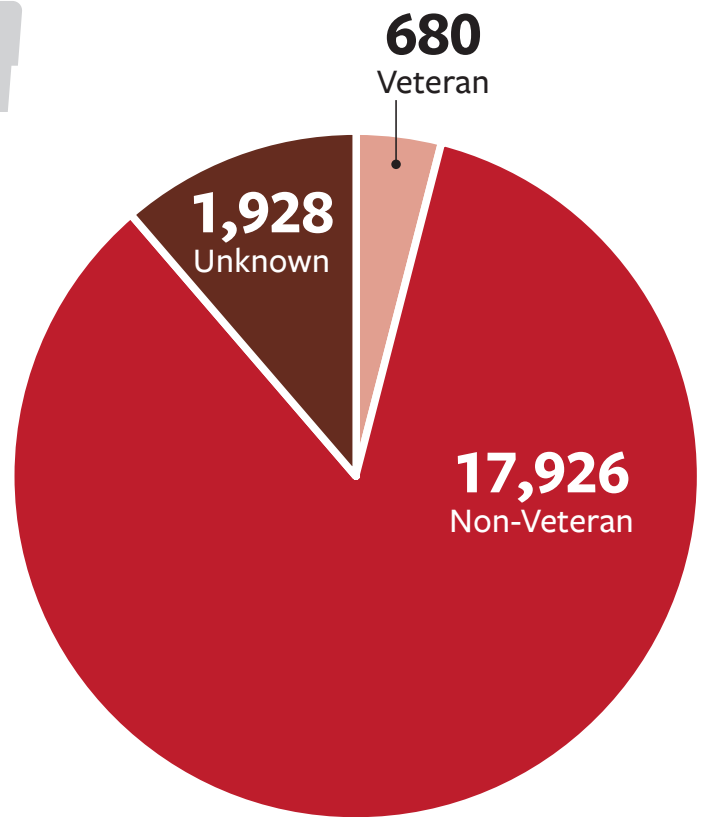
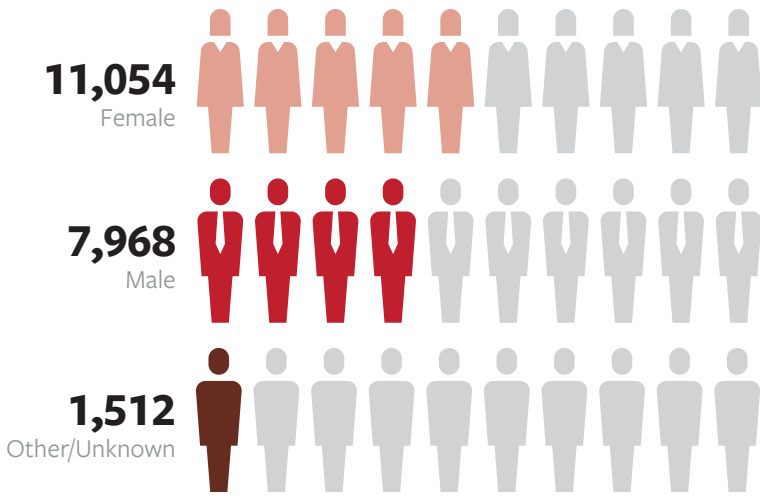
Financially Assisted Agencies (Ad Valorem)

Contract Demographics

20,534 Total Clients Served*

*The "Total number served in FY 2021 with FAA funds" is based on all the agency programs that submitted client-level data for FY 2021.







Division of Human Services and Community Action Program: Human Services

Funding Source	
Division of Human Services (HS)	
Actual Ranges	Report Ranges
FY 10/01/2019 - 09/30/2023	10/01/2020 - 09/30/2021

Contracts

BCC Priority: Housing and Homelessness

Funding Sources	Description	Funding Amount
Ad Valorem (Contracted)	Ad Valorem - through Palm Beach County	\$7,795,099.00
Challenge Grant	State Funding - Department of Children and Families (DCF) office on Homelessness Unified Funding Grant	\$124,000.00
Continuum of Care (CoC)	Federal Funding - through Housing and Urban Development (HUD); funded by HUD directly to the agencies	\$5,373,973.00
Coronavirus Aid, Relief, and Economic Security Act (CARES)	Federal Treasury Funding - through Palm Beach County	\$1,317,106.28
Emergency Rental Assistance (ERA) Program	Federal Treasury Funding - through Palm Beach County; CSD awarded \$932,500.00 in contracts for ERA services	\$34,702,730.32
Emergency Solutions Grant (ESG)	Federal Funding - through the Department of Housing and Economic Stability	\$451,346.00
Emergency Solutions Grant COVID-19 (ESG CV1 & ESG CV2)	Federal Funding - through the Department of Housing and Economic Development	\$5,194,953.00
State Emergency Solutions Grant COVID-19 (State ESG CV1 & State ESG CV2)	Federal Funding - through the Florida Department of Children and Families	\$2,239,623.00
Youth Homelessness Demonstration Program (YHDP)	Federal Funding - through the Department of Housing and Economic Development; funded by DHES directly to the agencies	\$2,239,327.00
Total		\$59,438,157.60

Direct Services

Unless otherwise noted, Direct Services are provided by Community Services Department (CSD) staff. These services are described in more detail in the CSD Annual Report.

Funding Sources	Description	Funding Amount
Ad Valorem (Direct Services)	Ad Valorem - through the Palm Beach County Division of Human Services (DHS)	\$1,431,053.82
Coronavirus Aid, Relief, and Economic Security Act (CARES)	Federal Treasury Funding - through Palm Beach County	\$32,480,401.25
Emergency Rental Assistance (ERA) Program	Federal Treasury Funding - through Palm Beach County	\$930,000.00
Emergency Solutions Grant COVID-19 (ESG-CV) Rapid Re-Housing (RRH)	Federal Funding - through the Department of Housing and Economic Development	\$1,234,502.97
Home Investment Partnerships Program (HOME) - Tenant-Based Rental Assistance (TBRA)	Federal Funding - through the Department of Housing and Economic Development	\$250,000.00
	Total	\$36,325,958.04



Ad Valorem

Funding Source	Description	Total Awarded
Ad Valorem (Contracted)	Ad Valorem - through the Palm Beach County Division of Human Services	\$7,795,099.00

The **Palm Beach County Division of Human Services** provides grants to non-profit organizations providing homeless services within four (4) program components: Emergency, Self-Sufficiency, Intervention and Homeless Services. All of which are supported by ad valorem funds. Funding is allocated through the Notice of Funding Opportunity (NOFO) Process. Applications are reviewed by a review committee, approved by members of the Housing and Homeless Alliance (HHA) Executive Board, and subject to final approval by the Board of County Commissioners (BCC).

Outcomes*

Outcome Indicator	Actual Achieved
75% of program participants do not re-enter the emergency services system within 12 months of case closure (Adopt A Family HRC-1)	89% of program participants did not re-enter the emergency services system within 12 months of case closure (Adopt A Family HRC-1)
75% of program participants do not re-enter the emergency services system within 12 months of case closure (Adopt A Family Program REACH)	90% of program participants did not re-enter the emergency services system within 12 months of case closure (Adopt A Family Program REACH)
75% of program participants do not re-enter the emergency services system within 12 months of case closure (Gulfstream Goodwill HRC)	78% of program participants did not re-enter the emergency services system within 12 months of case closure (Gulfstream Goodwill HRC)
80% of program participants will remain housed for 6 months or longer, or exit to permanent housing (Gulfstream Goodwill Project Home IV)	87% of program participants remained housed for 6 months or longer, or exited to permanent housing (Gulfstream Goodwill Project Home IV)
75% of shelter residents who exit to permanent housing, rapid rehousing, permanent supportive housing or access Creative Housing Opportunities will not return to the homeless system within 6 months. (Gulfstream Goodwill ANNEX)	87% program participants remained housed for 6 months or longer, or exited to a permanent housing destination (Gulfstream Goodwill ANNEX)
80% of program participants will remain housed for 6 months or longer, or exit to permanent housing (The Lords House Joshua House PSH)	80% of program participants remained housed for 6 months or longer, or exited to permanent housing (The Lords House Joshua House PSH)
75% of program participants will exit to permanent housing (The Salvation Army Parks2Work)	50% of program participants exited to permanent housing (The Salvation Army Parks2Work)

**Outcomes were not provided for The Lord's Place - HRC Employment Counseling Services program. Outcomes were also excluded for Gulfstream Goodwill - PSH Program because the funds were used across multiple programs, and the Homeless Coalition - Parks2Work Stipends and CEO/Support Staff as these funds were used for administrative costs.*

Contracted Agencies

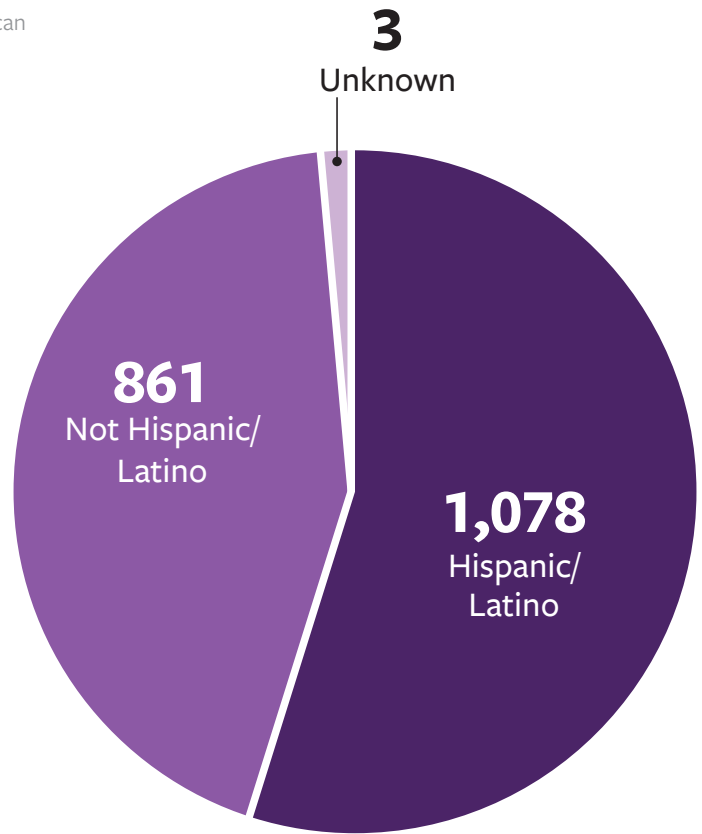
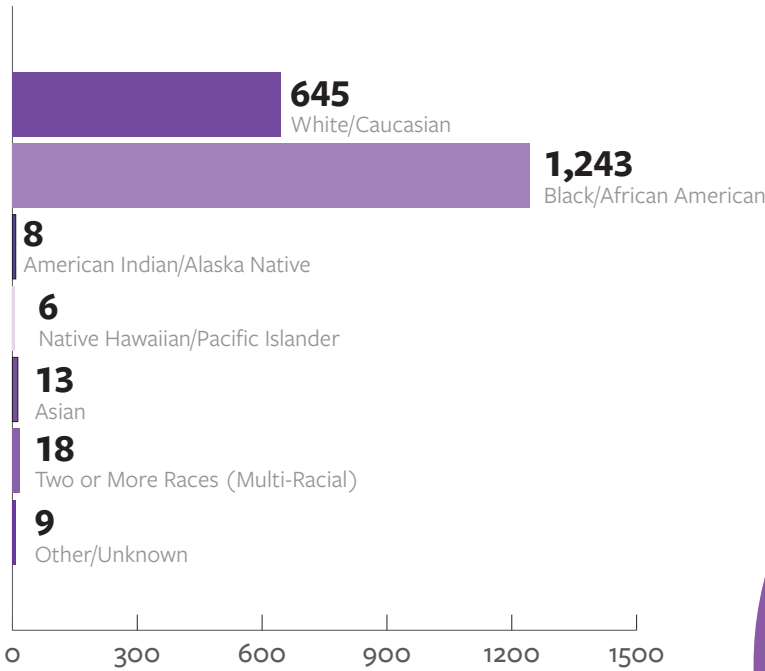
Agency	Program Name	Contracted Dollar Amount
Adopt A Family	HRC-1 Emergency Housing/Shelter	\$124,000.00
Adopt A Family	Program REACH	\$338,951.00
Gulfstream Goodwill	HRC-Emergency Shelter	\$2,300,244.00
Gulfstream Goodwill	PSH Program	\$119,769.00
Gulfstream Goodwill	Project Home IV	\$197,471.00
Gulfstream Goodwill	Annex/Fairgrounds Road Emergency Shelter	\$2,412,452.00
The Homeless Coalition	Parks2Work Stipends	\$85,088.00
The Homeless Coalition	CEO/Support Staff	\$150,000.00
The Lord's Place	HRC-Employment Counseling Services	\$204,506.00
The Lord's Place	Joshua House PSH	\$95,381.00
The Salvation Army	Parks2Work	\$109,200.00

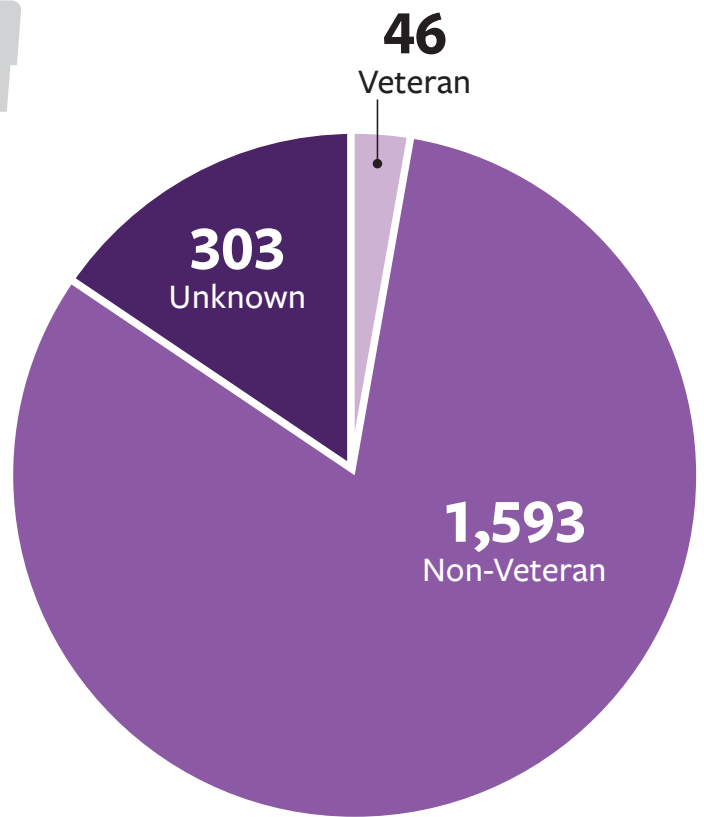
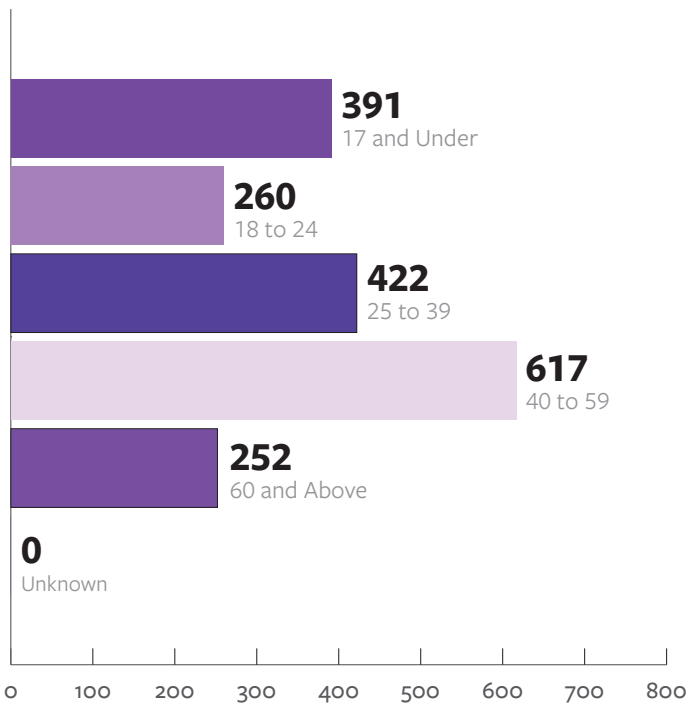
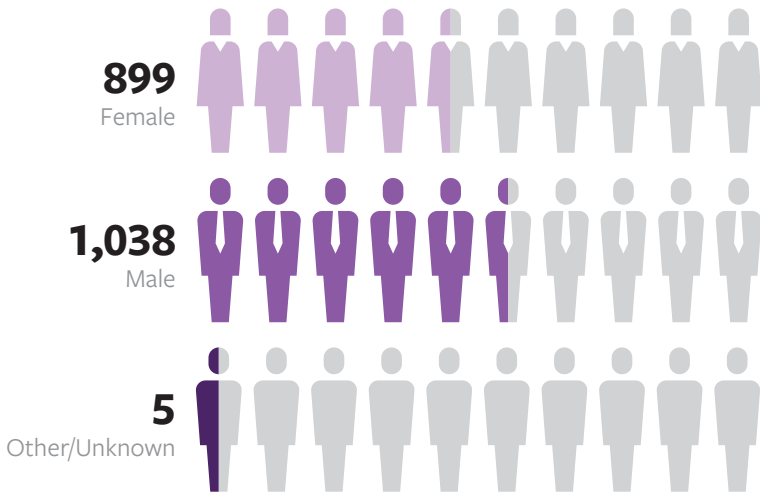


Ad Valorem

Contract Demographics

1,942 Total Clients Served





*** The demographic graphs do not include data from Gulfstream Goodwill - PSH Program because the funds were used across multiple programs. The demographic table above also excludes data for the Homeless Coalition - Parks2Work Stipends and CEO/Support Staff as these funds were used for administrative costs.*



Challenge Grant

Funding Source	Description	Total Awarded
Challenge Grant	State Funding – through the Department of Children and Families (DCF) office on Homelessness Unified Funding Grant	\$124,000.00

The **Challenge Grant** program from the State Office on Homelessness is authorized to provide grant funding annually to lead agencies for homeless assistance continuums of care. These funds may be used for an array of programs, facilities, and services that are identified in the local continuum of care plan. Funding is allocated through a Notice of Funding Opportunity (NOFO) process. Funding recommendations for Challenge funds are made by the selection review committee and subject to final approval by the Board of County Commissioners. The NOFO established funding categories for the following: Homelessness Prevention, Outreach, Emergency Shelter, Supportive Services, Transitional Housing, and Permanent Housing.

Outcomes

Outcome Indicator	Actual Achieved
Program will serve a minimum of 100 households	Program served 365 households

Contracted Agencies

Agency	Program Name	Contracted Dollar Amount
Catholic Charities	Hunger, Homeless and Outreach Program	\$124,000.00

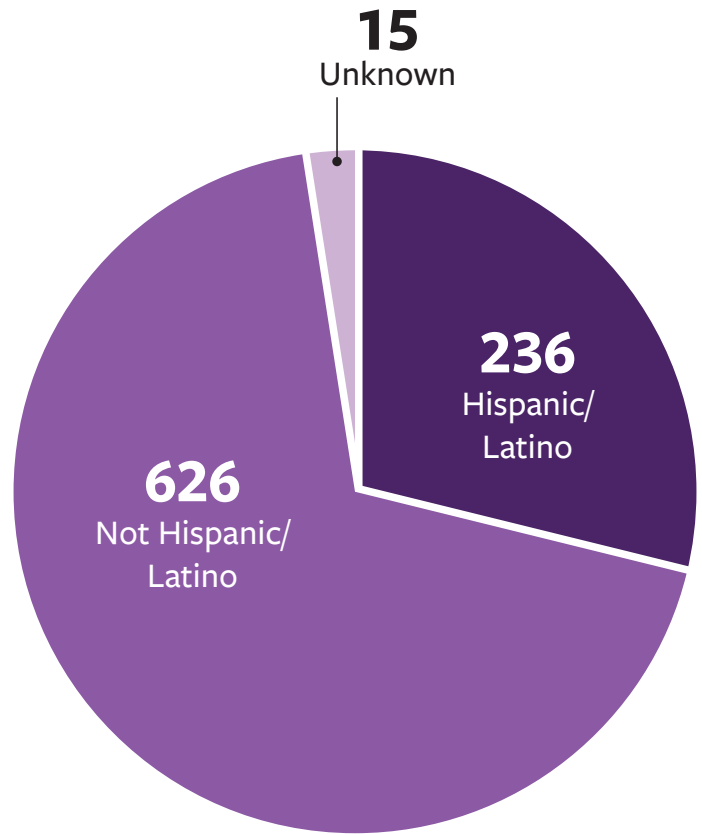
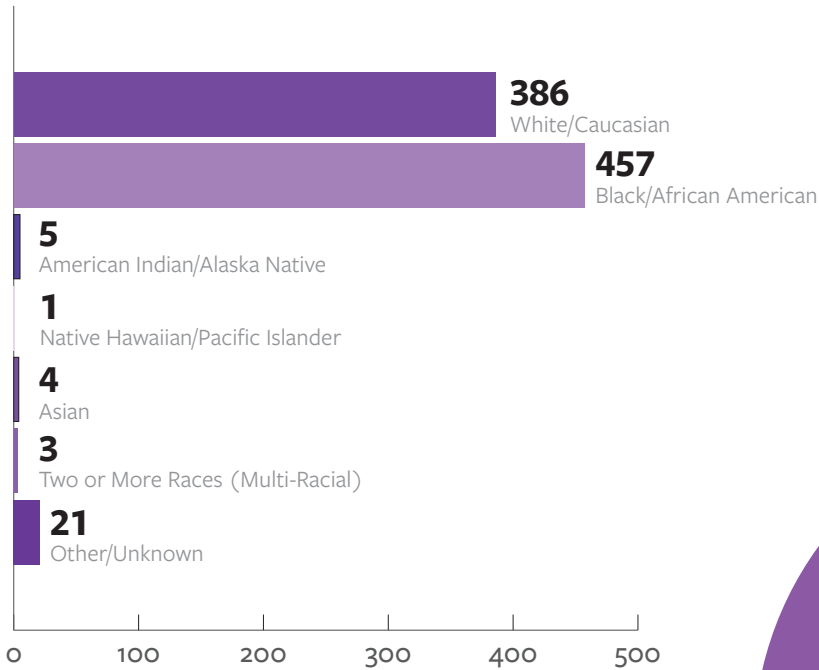


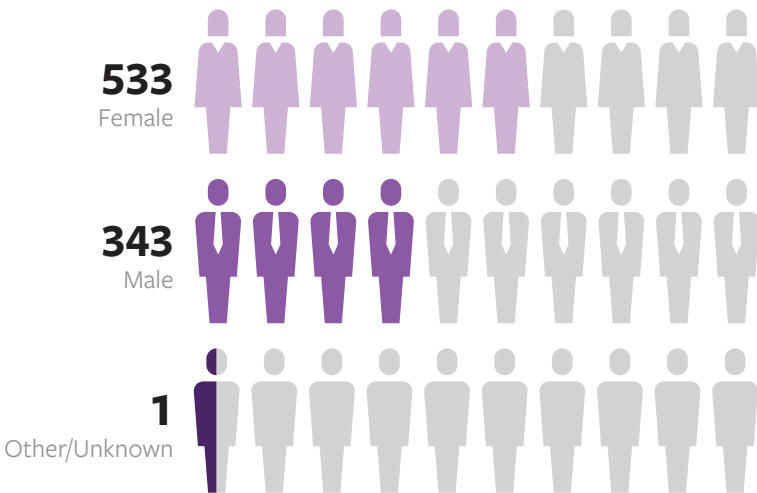
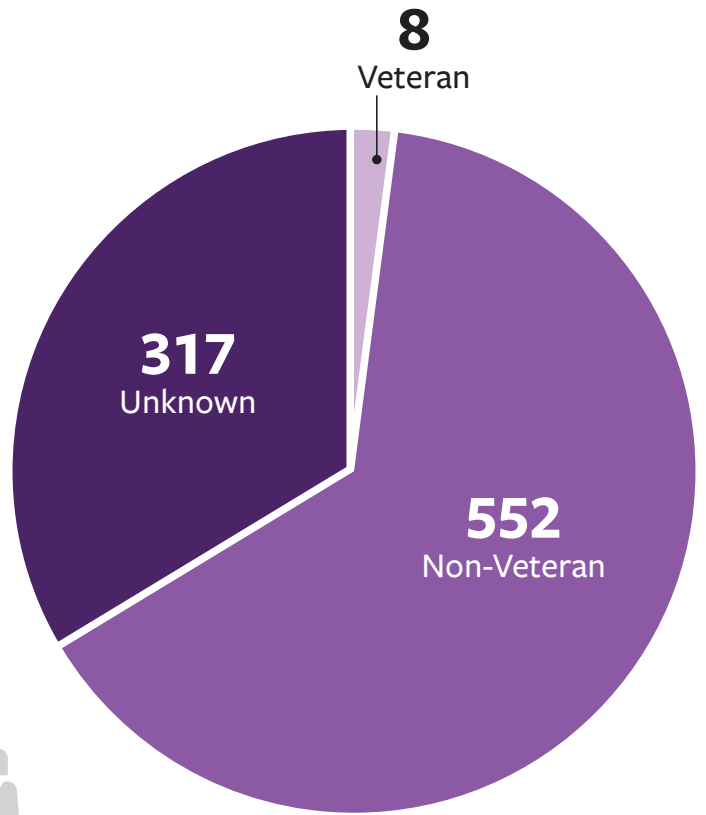
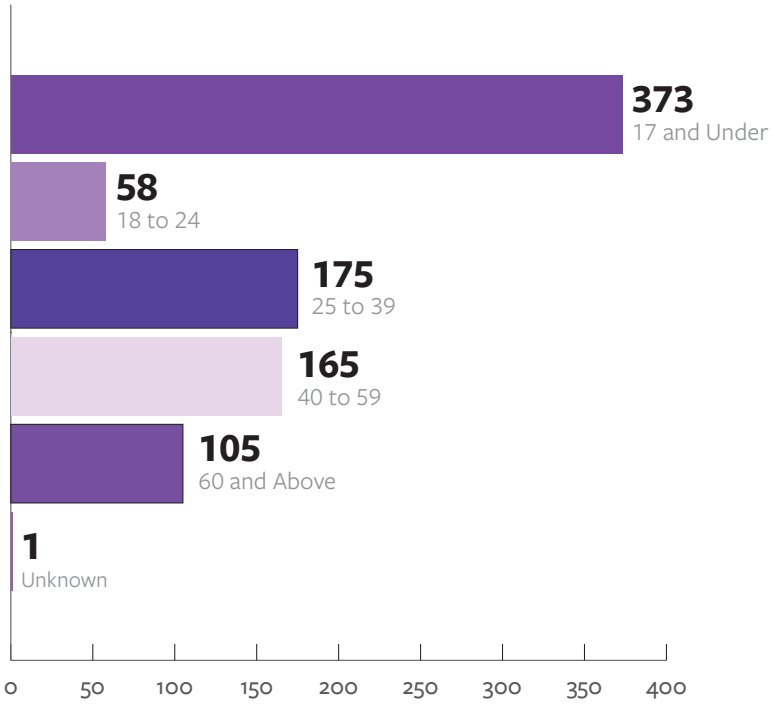


Challenge Grant

Contract Demographics

877 Total Clients Served







Continuum of Care (CoC)

Funding Source	Description	Total Awarded
Continuum of Care (CoC)	Federal Funding – through Housing and Urban Development (HUD); funded by HUD directly to the agencies	\$5,373,973.00

The **U.S. Department of Housing and Urban Development (HUD)** provides an opportunity for agencies to apply for a 12-month funding period for new projects or existing CoC renewal projects. The CoC Program is designed to promote a community-wide commitment to the goal of ending homelessness; to provide funding for efforts by nonprofit providers, states, and local governments to quickly rehouse homeless individuals, families, persons fleeing domestic violence, sexual assault, dating violence, and stalking; and youth while minimizing the trauma and dislocation caused by homelessness; to promote access to and effective utilization of mainstream programs by homeless individuals and families; and to optimize self-sufficiency among those experiencing homelessness. Funding is allocated through a Notice of Funding Opportunity (NOFO) process. Applications are reviewed by staff and a non-conflict review panel. The Division of Human Services (DHS) submits an application to HUD on behalf of the CoC that describes the NOFO process and the recommendations that were made for project funding. HUD awards CoC projects with funding as part of a national NOFO process. CoC contracts are awarded to programs and a contract is established between HUD and the agency. DHS serves as the CoC lead and acts on behalf of HUD through the monitoring process of the contracts.

Outcomes*

Outcome Indicator	Actual Achieved
80% of program participants will remain housed for 6 months or longer, or exit to permanent housing (Gulfstream Goodwill Beacon Place)	100% of program participants remained housed for 6 months or longer, or exited to permanent housing (Gulfstream Goodwill Beacon Place)
80% of program participants will remain housed for 6 months or longer, or exit to permanent housing (Families First Bridges to Success)	92% of program participants remained housed for 6 months or longer, or exited to permanent housing (Families First Bridges to Success)
80% of program participants will remain housed for 6 months or longer, or exit to permanent housing (The Lord's Place Project Family Care)	81% of program participants remained housed for 6 months or longer, or exited to permanent housing (The Lord's Place Project Family Care)
80% of program participants will remain housed for 6 months or longer, or exit to permanent housing (Adopt A Family Project SAFE II)	100% of program participants remained housed for 6 months or longer, or exited to permanent housing (Adopt A Family Project SAFE II)
80% of program participants will remain housed for 6 months or longer, or exit to permanent housing (Gulfstream Goodwill Project Succeed)	98% of program participants remained housed for 6 months or longer, or exited to permanent housing (Gulfstream Goodwill Project Succeed)

Outcome Indicator	Actual Achieved
80% of program participants will remain housed for 6 months or longer, or exit to permanent housing (Gulfstream Goodwill New Avenues)	97% of program participants remained housed for 6 months or longer, or exited to permanent housing (Gulfstream Goodwill New Avenues)
80% of program participants will remain housed for 6 months or longer, or exit to permanent housing (The Lord's Place Operation Home Ready IV)	100% of program participants remained housed for 6 months or longer, or exited to permanent housing (The Lord's Place Operation Home Ready IV)
80% of program participants will remain housed for 6 months or longer, or exit to permanent housing (The Lord's Place Operation Home Ready III)	93% of program participants remained housed for 6 months or longer, or exited to permanent housing (The Lord's Place Operation Home Ready III)
80% of program participants will remain housed for 6 months or longer, or exit to permanent housing (Adopt A Family Connecting Youth to Opportunities)	100% of program participants remained housed for 6 months or longer, or exited to permanent housing (Adopt A Family Connecting Youth to Opportunities)
80% of program participants will remain housed for 6 months or longer, or exit to permanent housing (The Lord's Place Home First)	100% of program participants remained housed for 6 months or longer, or exited to permanent housing (The Lord's Place Home First)

**Due to the nature of the population served by this program, outcomes were not provided for YWCA CoC-SafeHouse.*

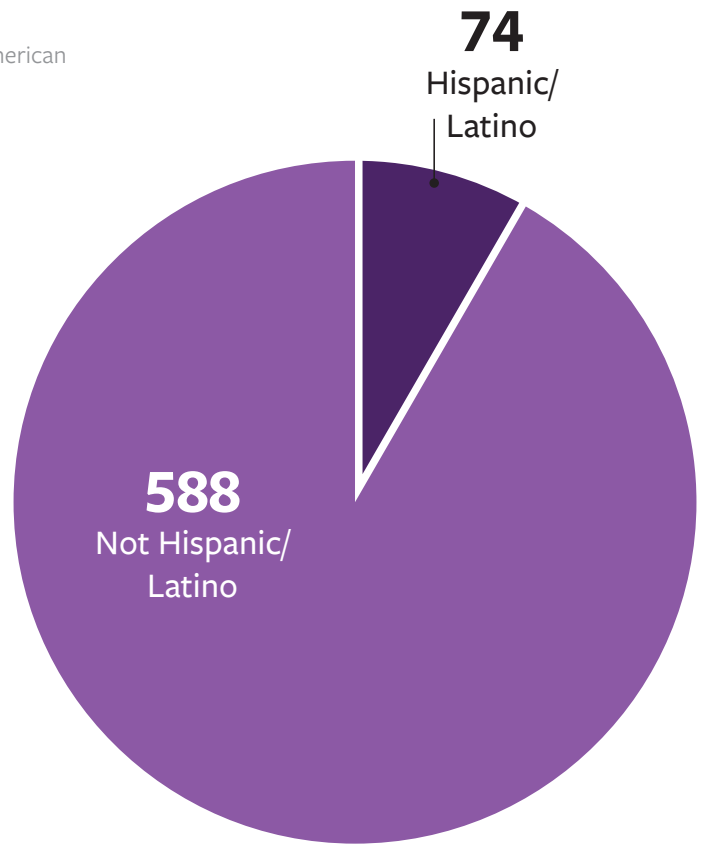
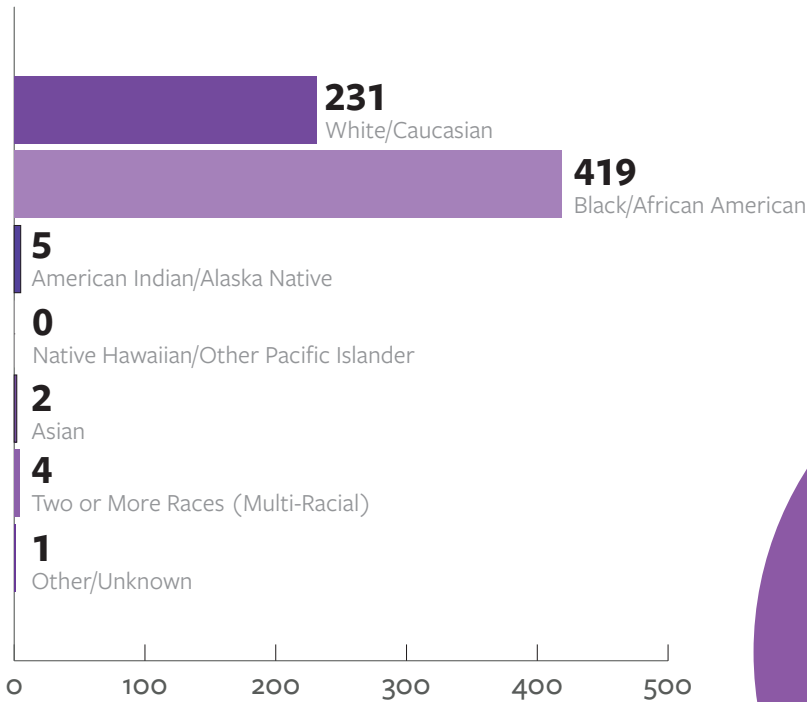
Contracted Agencies

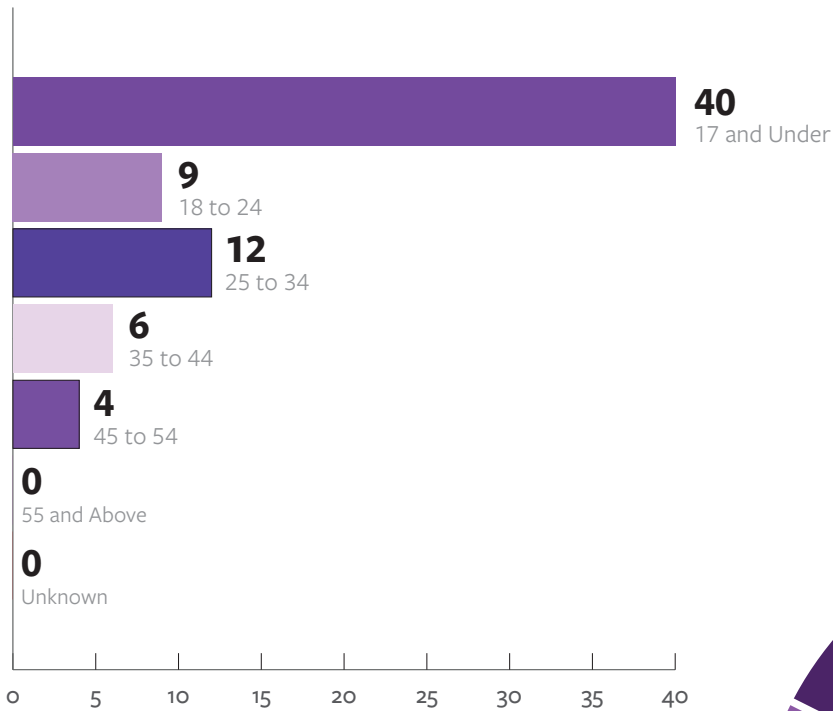
Agency	Program Name	Contracted Dollar Amount
Adopt A Family	CoC- Connecting Youth to Opportunities	\$279,421.00
Adopt A Family	Project SAFE II	\$242,815.00
Families First	CoC- Bridges to Success	\$252,640.00
Gulfstream Goodwill	CoC-Beacon Place	\$774,099.00
Gulfstream Goodwill	CoC- New Avenues	\$922,973.00
Gulfstream Goodwill	CoC- Project Succeed	\$1,229,303.00
The Lord's Place	CoC- Home First	\$347,491.00
The Lord's Place	CoC- Operation Home Ready III	\$293,869.00
The Lord's Place	CoC- Operation Home Ready IV	\$315,486.00
The Lord's Place	CoC- Project Family Care	\$328,044.00
YWCA	CoC- SafeHouse	\$387,832.00

Continuum of Care (CoC)

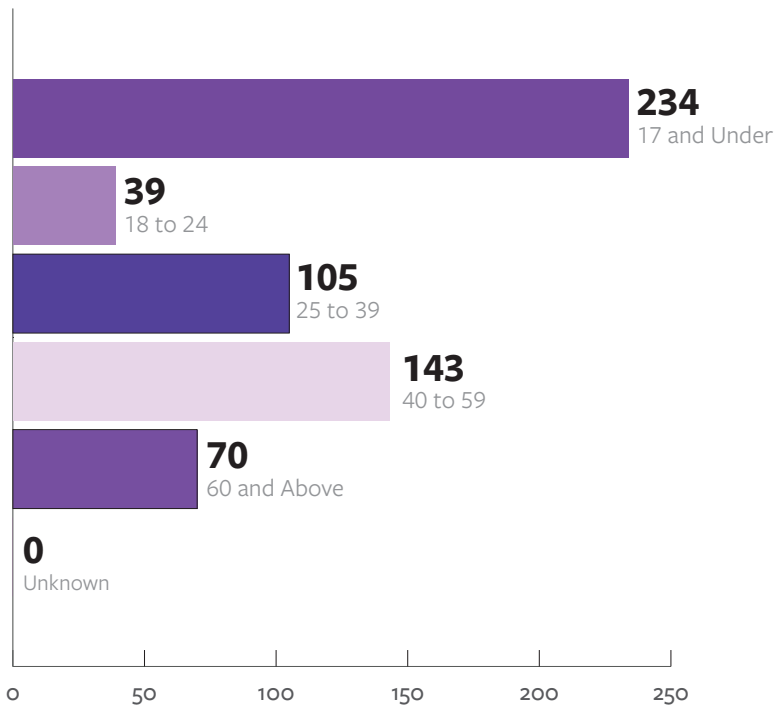
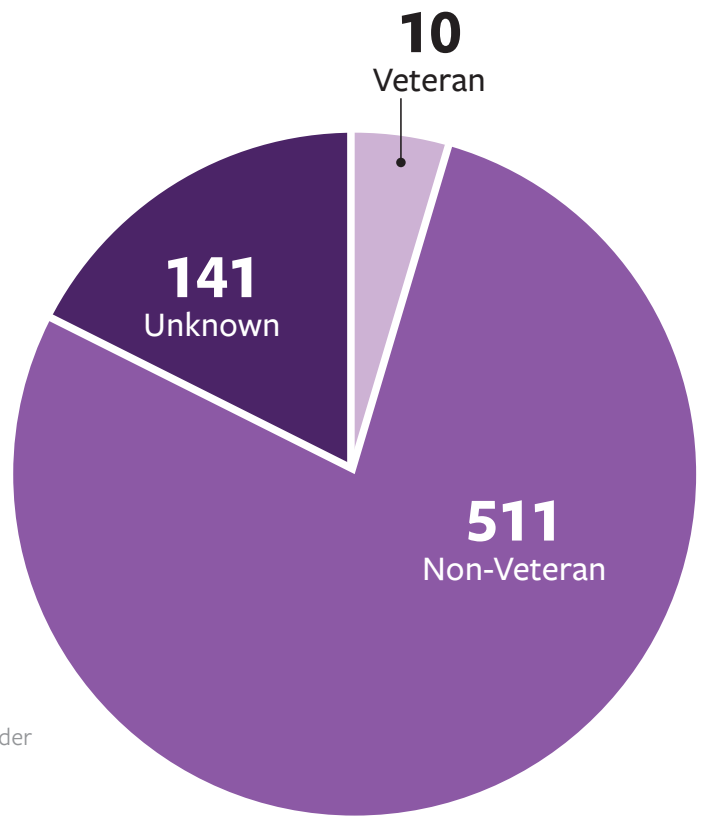
Contract Demographics

662 Total Clients Served





**Due to the nature of the reporting methodology for YWCA, the age breakdown is reported differently.*





Coronavirus Aid, Relief, and Economic Security (CARES)

Funding Source	Description	Total Expended
Coronavirus Aid, Relief, and Economic Security (CARES)	Federal Treasury Funding - through Palm Beach County	\$33,797,507.53

The **Coronavirus Aid, Relief, and Economic Security (CARES) Act** provided fast and direct economic assistance for American workers, families, small businesses, and industries. The CARES Act implemented a variety of programs to address issues related to the onset of the COVID-19 pandemic. The Consolidated Appropriations Act continued many of these programs by adding new phases, new allocations, and new guidance to address issues related to the continuation of the COVID-19 pandemic.

Outcome

9,654 unduplicated clients remained housed and/or had their eviction prevented.

Contracted Agencies

Agency	Service(s) Provided*	Contracted Dollar Amount
Caridad Center	CARES-CHW	\$125,333.00
Florida Rural legal Services	CARES RREAP	\$757,300.00
FoundCare	CARES-CHW	\$125,333.00
Genesis Community High	CARES-CHW	\$125,333.00
Health Council of Southeast Florida	CARES-CHW	\$150,000.00
Health Council of Southeast Florida	CARES-CHW	\$210,333.00
Housing Partnership	CARES-CHW	\$360,667.00
Legal Aid Society of Palm Beach County	CARES RREAP	\$1,240,000.00

* The demographic data for these services is not available to report on for 2021.

Emergency Rental Assistance (ERA)

Funding Source	Description	Total Expended
Emergency Rental Assistance (ERA) Program	Federal Treasury Funding - through Palm Beach County; CSD awarded \$932,500.00 in Contracts for ERA services	\$34,702,730.32

COVID-19 has exacerbated an affordable housing crisis that predated the pandemic and that has deep disparities that threaten the strength of an economic recovery that must work for everyone. To meet this need, the **Emergency Rental Assistance (ERA) Program** makes funding available to assist households that are unable to pay rent or utilities. The funds are provided directly to states, U.S. territories, local governments, and (in the case of ERA1) Indian tribes. Grantees use the funds to provide assistance to eligible households through existing or newly created rental assistance programs.

Outcome

6,941 unduplicated households remained housed and/or had their eviction prevented.

Contracted Agencies

Agency	Service(s) Provided*	Contracted Dollar Amount
Adopt-A-Family of the Palm Beaches	ERA Application Navigation	\$25,000.00
Credit Card Management Services, Inc.	ERA Housing Counseling	\$40,000.00
Estella's Brilliant Bus	ERA Mobile Outreach	\$30,000.00
Farmworker Coordinating Council	ERA Application Navigation	\$12,500.00
Florida Rural Legal Services	ERA RREAP	\$275,000.00
GDBC Entrepreneurship Institute	ERA Mobile Outreach	\$30,000.00
Housing & Education Alliance, Inc.	ERA Housing Counseling	\$25,000.00
Legal Aid Society of Palm Beach County	ERA RREAP	\$275,000.00
Palm Beach County Housing Authority	ERA Application Navigation	\$100,000.00
Pathways to Prosperity	ERA Application Navigation	\$50,000.00
The Lord's Place	ERA Application Navigation	\$50,000.00
United Way of Palm Beach County	ERA Application Review	\$20,000.00

* The demographic data for these services is not available to report on for 2021.



Emergency Solutions Grant (ESG)

Funding Source	Description	Total Awarded
Emergency Solutions Grant (ESG)	Federal Funding – through the Department of Housing and Economic Development	\$451,346.00

The **Emergency Solutions Grant (ESG) Program** provides financial assistance to non-profit agencies that operate emergency shelters, transitional housing, and supportive services for homeless individuals and families. Palm Beach County receives Emergency Solutions Grant Program (ESGP) funds from the U.S. Department of Housing and Urban Development (HUD) annually. The ESG is authorized by the Stuart B. McKinney-Vento Homeless Assistance Act of 1987, as amended, for the rehabilitation or conversion of buildings for use as emergency shelter for the homeless, for the payment of certain operating expenses, for the rapid re-housing of homeless individuals and families, essential services in connection with emergency shelters for the homeless, and for homeless prevention activities. Funding is allocated through a Notice of Funding Opportunity (NOFO) process. Funding recommendations for ESG funds are made by the selection review committee and subject to final approval by the Board of County Commissioners. The funding categories include Operations and Maintenance of Shelter Facilities and Rapid Re-Housing.

Outcomes

Outcome Indicator	Actual Achieved
80% of program participants will remain housed for 6 months or longer, or exit to permanent housing (Adopt-A-Family Rapid Rehousing)	84% remained housed for longer than 6 months (Adopt-A-Family Rapid Rehousing)
75% do not re-enter the emergency services system within 12 months of case closure (The Salvation Army Emergency Shelter)	11.69% Percentage of returns from 6 to 12 months (The Salvation Army Emergency Shelter)

**Due to the nature of the population served by these programs, outcomes were not provided for ADVA-Emergency Shelter or YWCA Emergency Shelter.*

Contracted Agencies

Agency	Program Name	Contracted Dollar Amount
Adopt A Family	Rapid Rehousing	\$180,538.00
AVDA	Emergency Shelter	\$114,520.00
The Salvation Army	Emergency Shelter	\$100,499.00
YWCA	Emergency Shelter	\$55,789.00

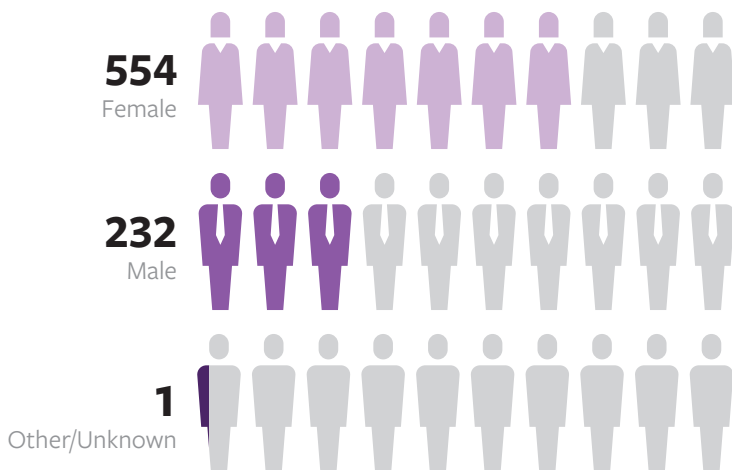
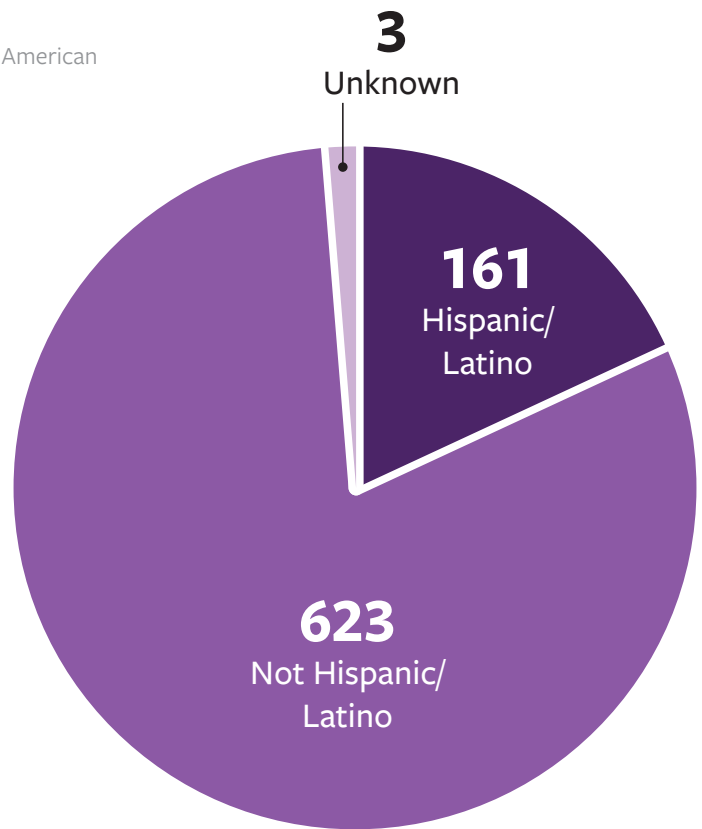
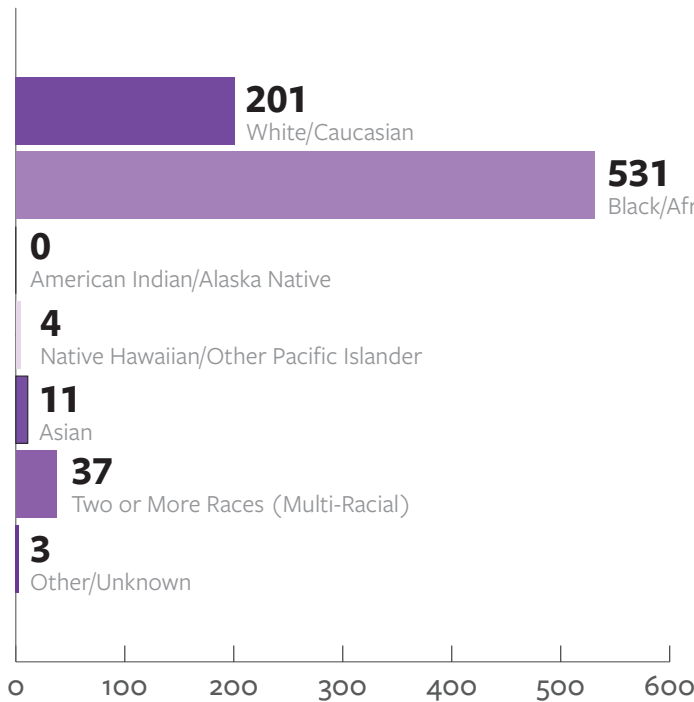


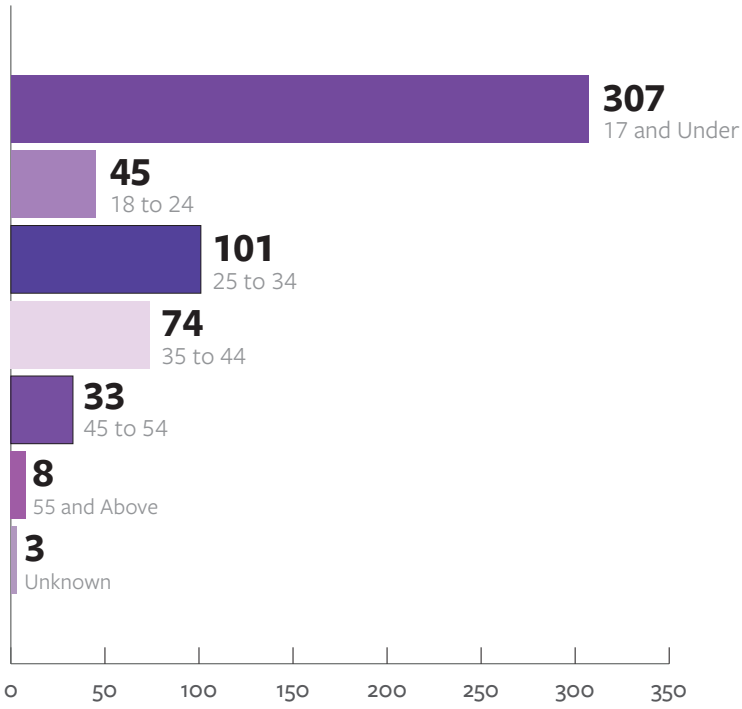


Emergency Solutions Grant (ESG)

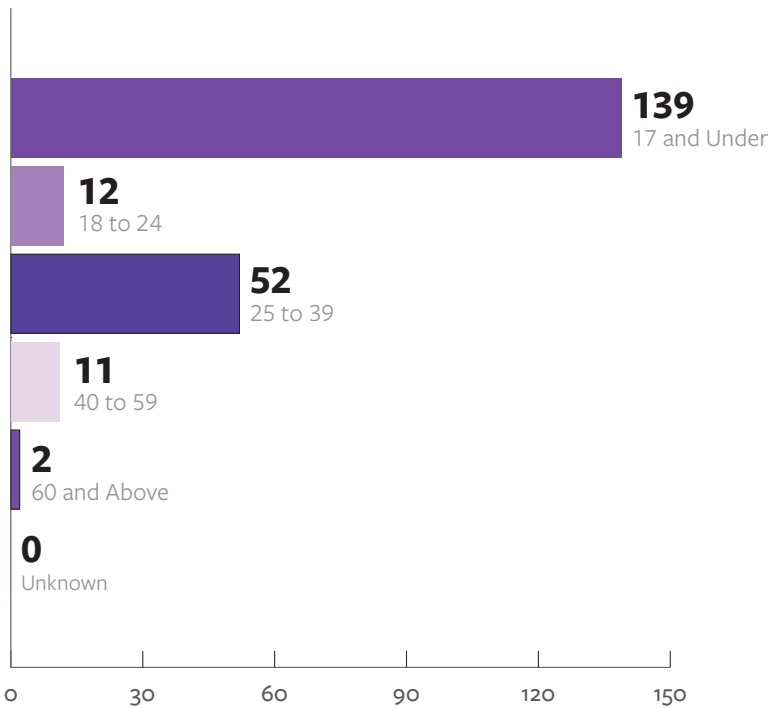
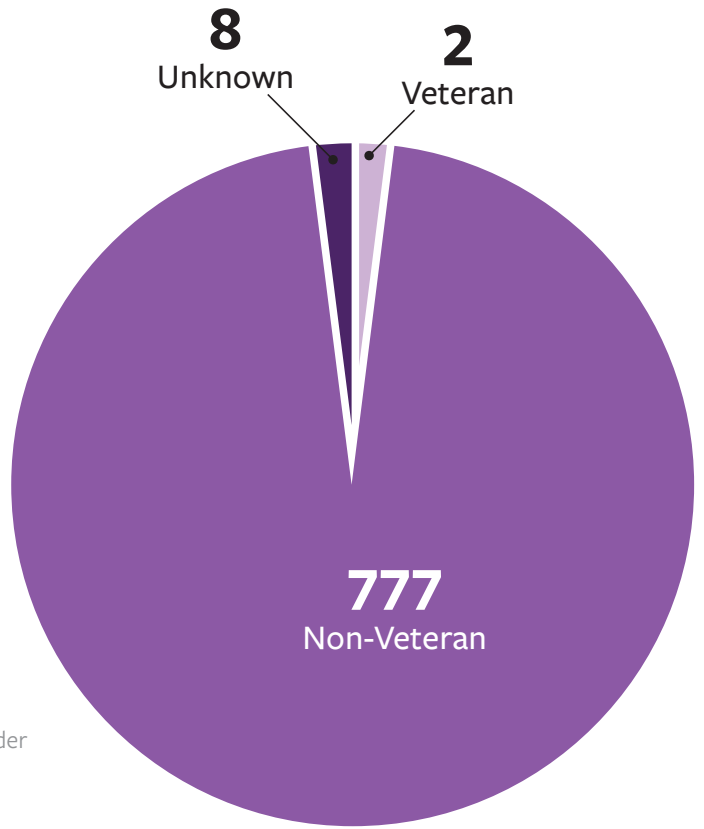
Contract Demographics

787 Total Clients Served





**Due to the nature of the reporting methodology for AVDA and YWCA, the age breakdown is reported differently.*





COVID-19 Emergency Solutions Grants

Funding Source	Description	Total Awarded
Emergency Solutions Grant COVID-19 (ESG CV1 & ESG CV2)	Federal Funding – through the Department of Housing and Economic Development	\$5,194,953.00

The Coronavirus Aid, Relief, and Economic Security (CARES) Act appropriated funding through the **Emergency Solutions Grants Program (ESG CV1)** and provides financial assistance to prevent, prepare for and respond to the coronavirus pandemic (COVID-19) among individuals and families who are homeless or receiving homeless prevention assistance services to mitigate the impacts created by coronavirus under the Emergency Solutions Grants program. The second round of the Coronavirus Aid, Relief, and Economic Security (CARES) Act appropriated funding through the **Emergency Solutions Grants Program (ESG CV2)** and provided financial assistance to prevent, prepare for, and respond, to the coronavirus pandemic (COVID-19). This was specific to individuals and families who were homeless or receiving homeless prevention assistance services to mitigate the impacts created by coronavirus under the Emergency Solutions Grants program. ESG-CV funding was distributed by the U.S. Department of Housing and Urban Development (HUD) and is allocated through a Notice of Funding Opportunity (NOFO) process. The ESG-CV2 funds were distributed to ESG-CV1 providers and specific services were sought out and funded through sole source contracts and subject to final approval by the Board of County Commissioners.

Outcomes

Outcome Indicator	Actual Achieved
A minimum of 25 households will receive rental assistance (Adopt A Family)	43 households (>100%) received rental assistance (Adopt A Family)
A minimum of 50 households will receive rental assistance (Catholic Charities)	17 households (34%) received rental assistance (Catholic Charities)
A minimum of 26 households will receive rental assistance (Farmworkers Coordinating Council)	26 households (100%) received rental assistance (Farmworkers Coordinating Council)
A minimum of 28 households will receive rental assistance (The Lord's Place)	24 households (86%) received rental assistance (The Lord's Place)
A minimum of 40 households will receive rental assistance (The Salvation Army)	8 households (20%) received rental assistance (The Salvation Army)
A minimum of 47 households will receive rental assistance (Vita Nova, Inc.)	16 households (34%) received rental assistance (Vita Nova, Inc.)

* Outcomes are not available for Gulfstream Goodwill – Food Services, Legal Aid Society and Florida Rural Legal Services – RREAP, The Homeless Coalition – Hotel Assistance Services (both the original allocation and the extension), and Southeast Florida Behavioral Health Network – RRH.

Contracted Agencies

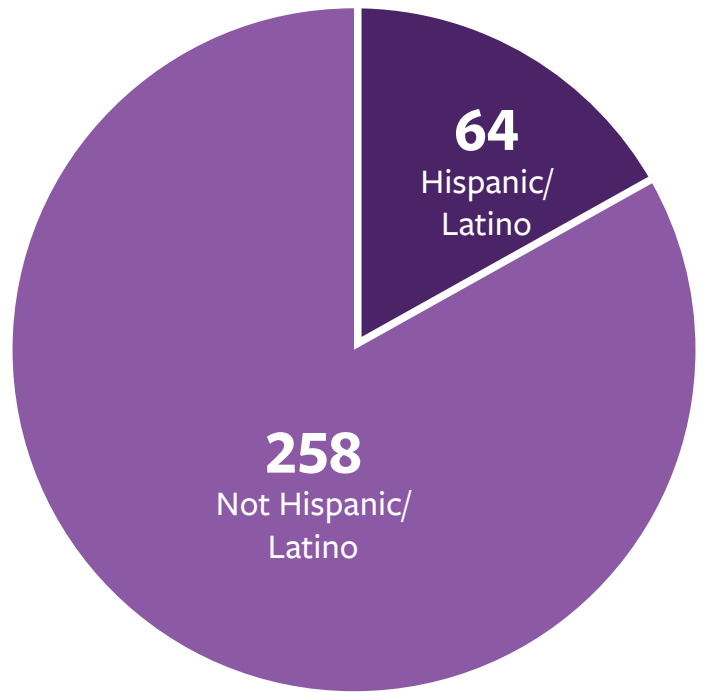
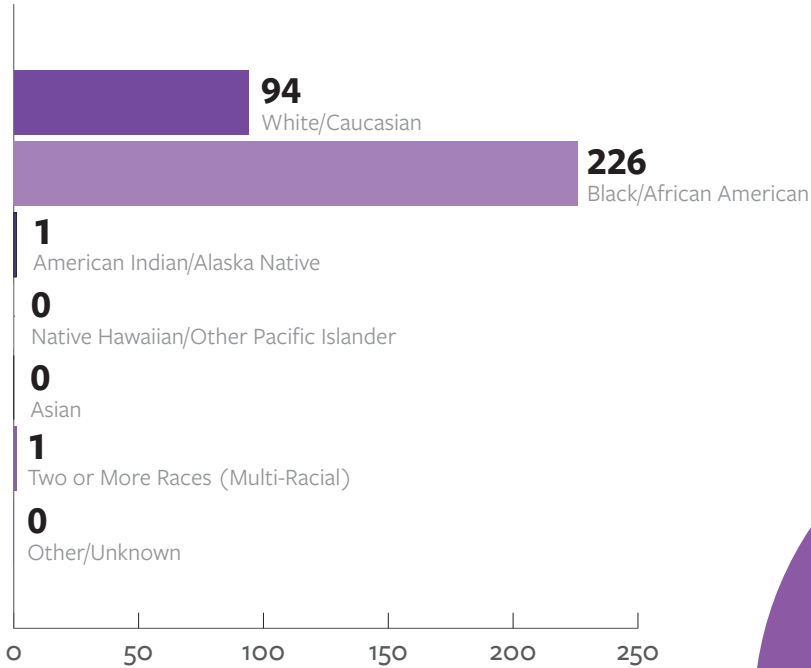
Agency	Program Name	Contracted Dollar Amount
Adopt-A-Family	Homelessness Prevention	\$202,183.00
Catholic Charities	Homelessness Prevention	\$192,993.00
Farmworker Coordinating Council	Homelessness Prevention	\$45,951.00
Florida Rural Legal Services	RREAP	\$800,000.00
Gulfstream Goodwill	Food Service	\$240,000.00
Legal Aid Society	RREAP	\$1,000,000.00
Southeast Florida Behavioral Network	RRH	\$1,000,000.00
The Homeless Coalition	Hotel Assistance Services (1 & 2)	\$166,000.00
The Lord's Place	Homelessness Prevention	\$238,953.00
The Salvation Army	Homelessness Prevention	\$101,091.00
Vita Nova, Inc	Homelessness Prevention	\$277,782.00

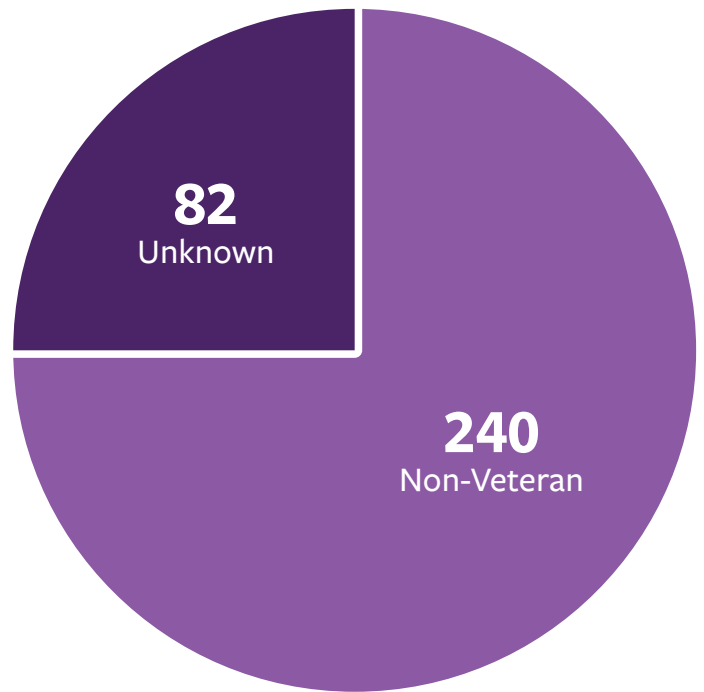
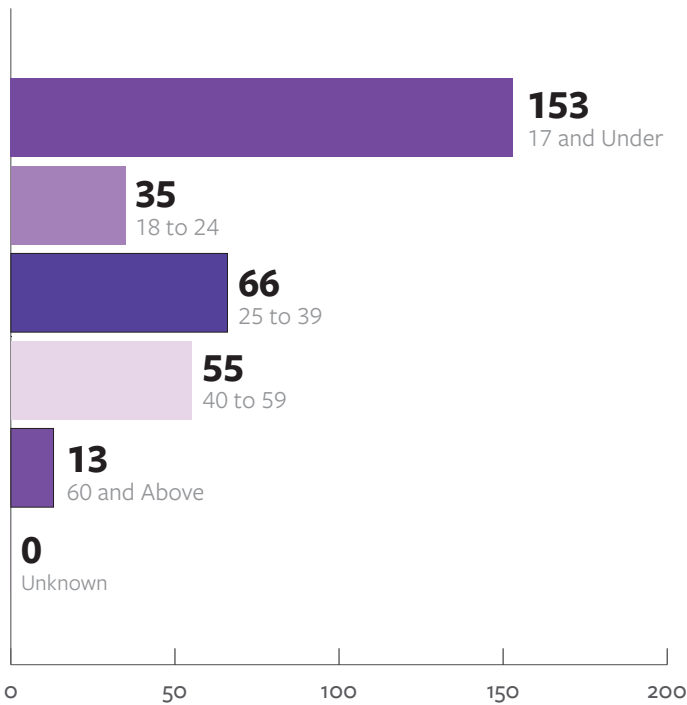


COVID-19 Emergency Solutions Grants

Contract Demographics

322 Total Clients Served





*** The demographic graphs only include data on clients served by Adopt-A-Family, Catholic Charities, Farmworkers Coordinating Council, The Lord's Place, The Salvation Army, and Vita Nova for Homeless Prevention services*



State Emergency Solutions Grants (COVID-19)

Funding Source*	Description	Total Awarded
State Emergency Solutions Grants COVID-19 (State ESG-CV1 and State ESG-CV2)	Federal Funding – through the Florida Department of Children and Families	\$2,239,623.00

The Coronavirus Aid, Relief, and Economic Security (CARES) Act appropriated funding through the Emergency Solutions Grants Program (ESG-CV1 & ESG-CV2) and provided financial assistance to prevent, prepare for, and respond to the coronavirus pandemic (COVID-19). This was specific to individuals and families who were homeless or receiving homeless prevention assistance services to mitigate the impacts created by coronavirus under the Emergency Solutions Grants program. **State Emergency Solutions Grants (State ESG-CV1 & State ESG-CV2)** funding were distributed by the U.S. Department of Housing and Urban Development (HUD) and was allocated to the State of Florida to be distributed. These funds were distributed to a sole-source provider because they were the only organization that could provide Emergency Shelter, Homeless Prevention and Rapid-Rehousing Services.

Contracted Agencies

Agency	Program Name	Contracted Dollar Amount
The Lord's Place	Homeless Street Outreach, Emergency Shelter, and RRH	\$2,239,623.00

*There are no outcomes to report for this funding source.

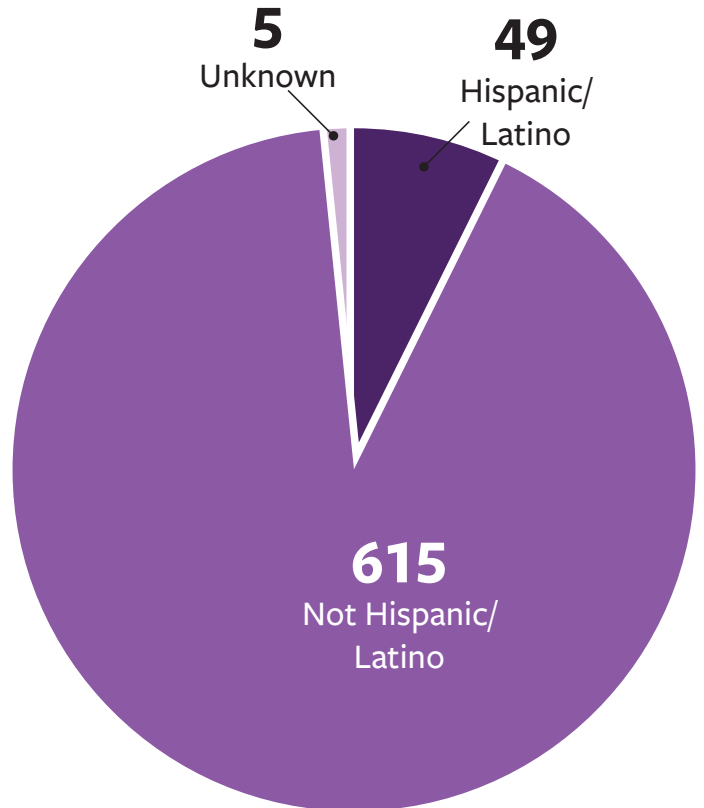
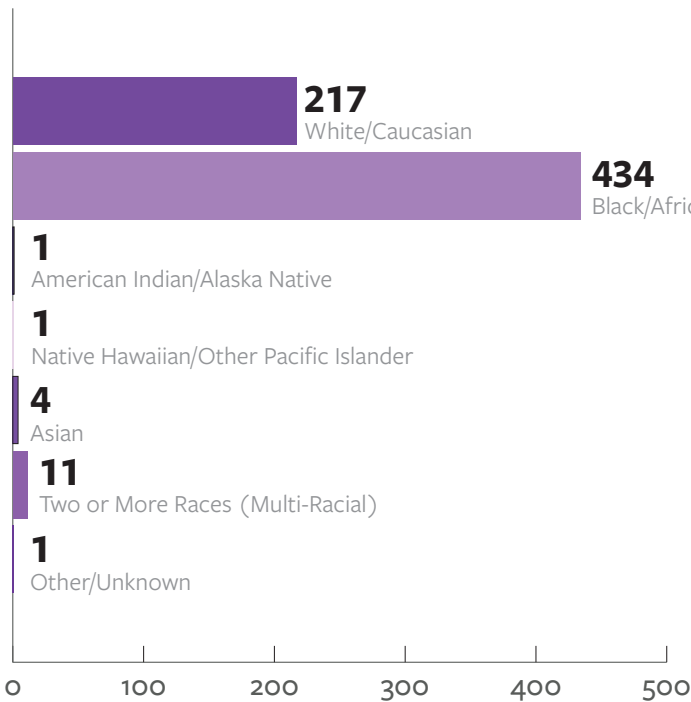


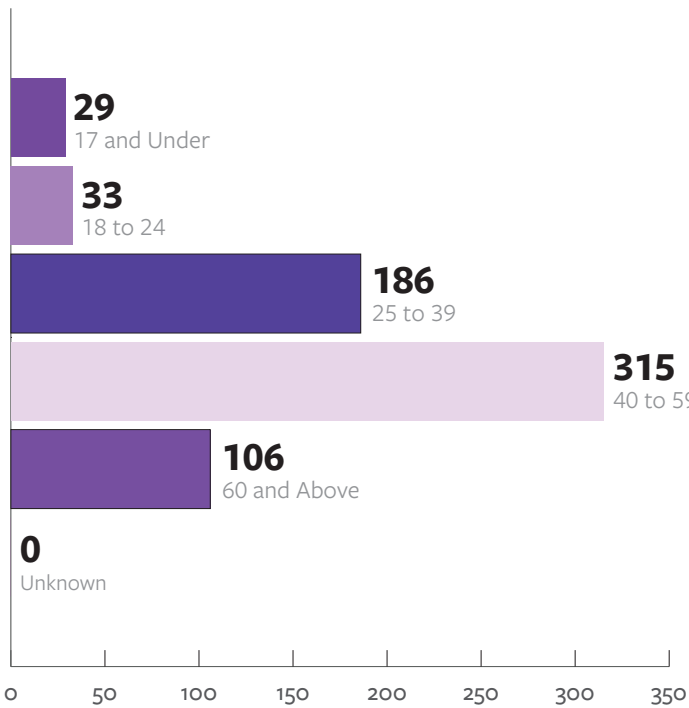
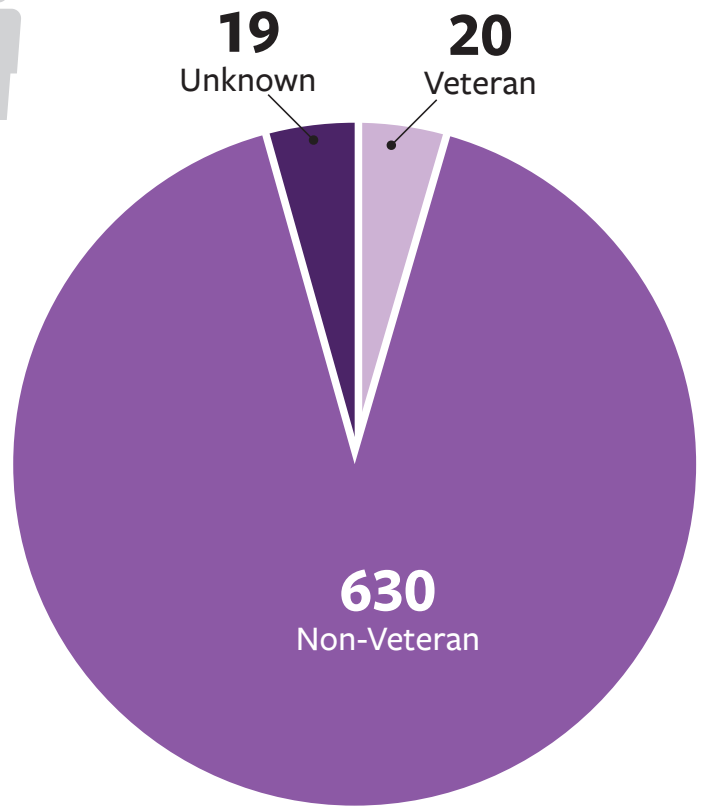
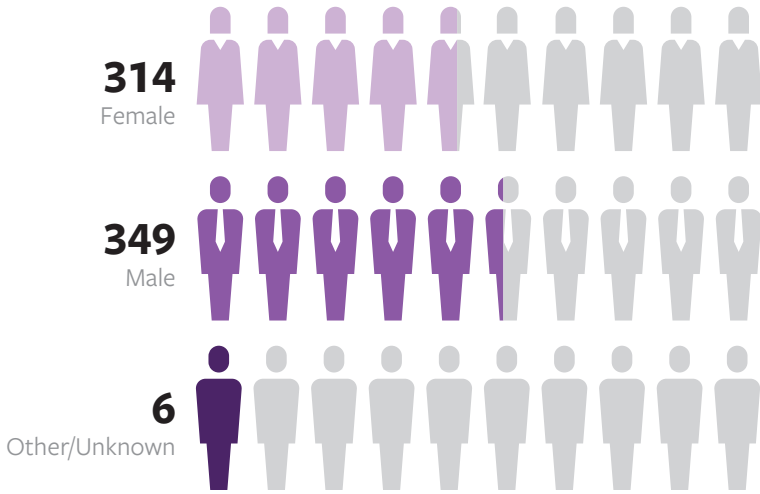


State Emergency Solutions Grants (COVID-19)

Contract Demographics

669 Total Clients Served





***The demographic graphs include clients served for TLP across the initial funding stream and the extended funding stream*



Youth Homelessness Demonstration Program (YHDP)

Funding Source	Description	Total Awarded
Youth Homelessness Demonstration Program (YHDP)	Federal Funding – through the Department of Housing and Economic Development; funded by DHED directly to the agencies	\$2,239,327.00

The **U.S. Department of Housing and Urban Development (HUD)** provides an opportunity for agencies to apply competitively for a 2-year period and is designed to promote a community-wide commitment to the goal of ending homelessness for youth. The aim is to provide funding for efforts by nonprofit providers, states, and local governments to quickly rehouse homeless individuals and families between the ages of 18-25, while minimizing the trauma and dislocation caused by homelessness; to promote access to and effective utilization of mainstream programs by homeless youth; and to optimize self-sufficiency among those youth experiencing homelessness. Funding is allocated through a Notice of Funding Opportunity (NOFO) process.

Outcomes

Outcome Indicator	Actual Achieved
70% of families will remain in, or exit to, permanent housing (Adopt A Family – CYTO II RRH)	14 of 14 or 100% of families remained in, or exited to, a permanent housing destination (Adopt A Family – CYTO II RRH)
50% of families will increase income; 70% of families will remain in, or exit to, permanent housing (Adopt A Family – Youth Establishing Stability PSH)	12 of 12 or 100% of families remained in, or exited to, a permanent housing destination (Adopt A Family - Youth Establishing Stability PSH)
80% of youth will maintain their housing (Gulfstream Goodwill – Touchdown RRH)	13 of 17 or 76% of families maintained their housing or exited to a permanent housing destination (Gulfstream Goodwill – Touchdown RRH)
90% of youth will maintain their housing (Gulfstream Goodwill – Home Run 2 PSH)	9 of 12 or 75% of youth maintained their housing or exited to a permanent housing destination (Gulfstream Goodwill – Home Run 2 PSH)
80% of youth served will exit to permanent housing (Vita Nova – SSO Diversion)	25 of 58 or 43% of youth exited to a permanent housing destination (Vita Nova – SSO Diversion)
85% of youth will maintain in permanent housing within 12 months of exit from the program (Vita Nova – TH-RRH)	6 of 8 or 75% of youth exited to a permanent housing destination (Vita Nova – TH-RRH)

Contracted Agencies

Agency	Program Name	Contracted Dollar Amount
Adopt A Family	CYTO II RRH	\$283,137.00
Adopt A Family	Youth Establishing Stability PSH Program	\$269,051.00
Gulfstream Goodwill	Touchdown RRH	\$350,592.00
Gulfstream Goodwill	Home Run 2 PSH Program	\$605,968.00
Vita Nova, Inc.	Vita Nova SSO Diversion	\$190,605.00
Vita Nova, Inc.	Vita Nova TH-RRH Project	\$539,974.00

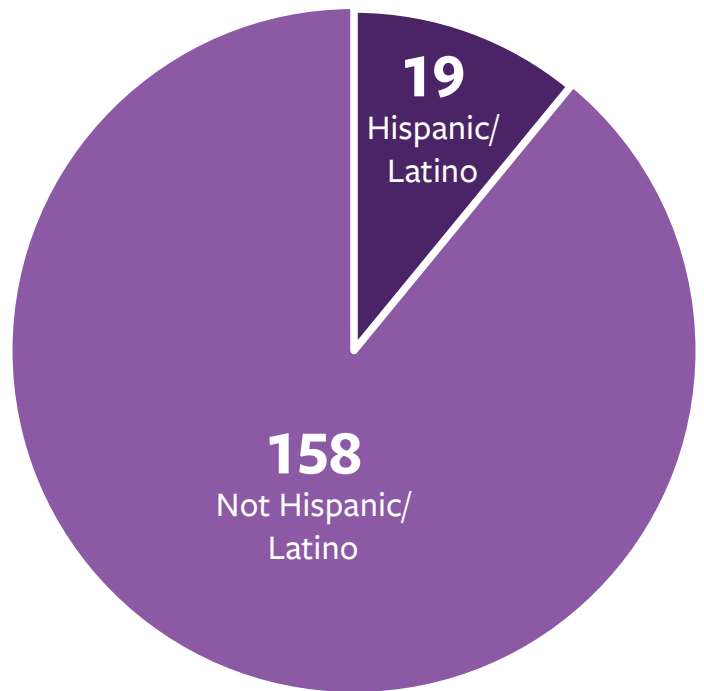
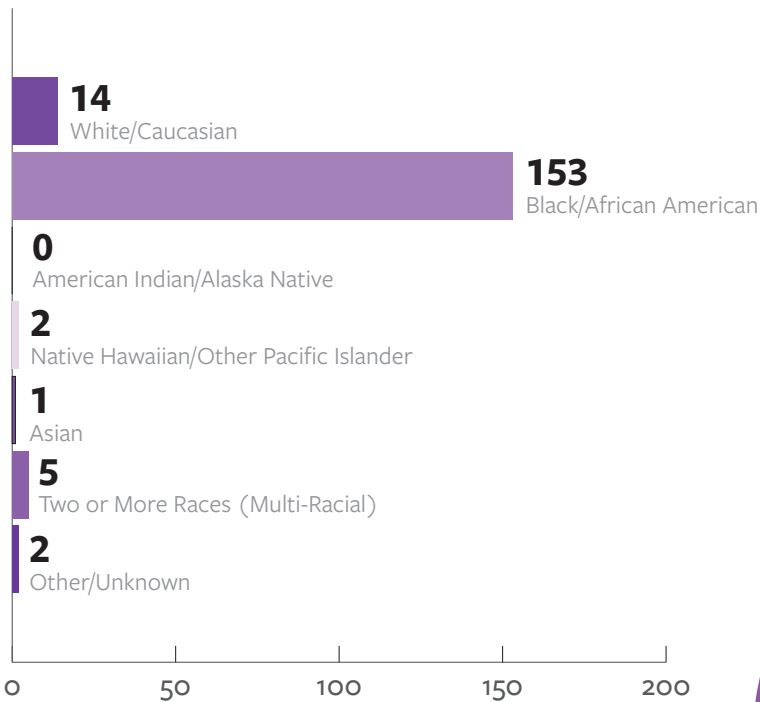


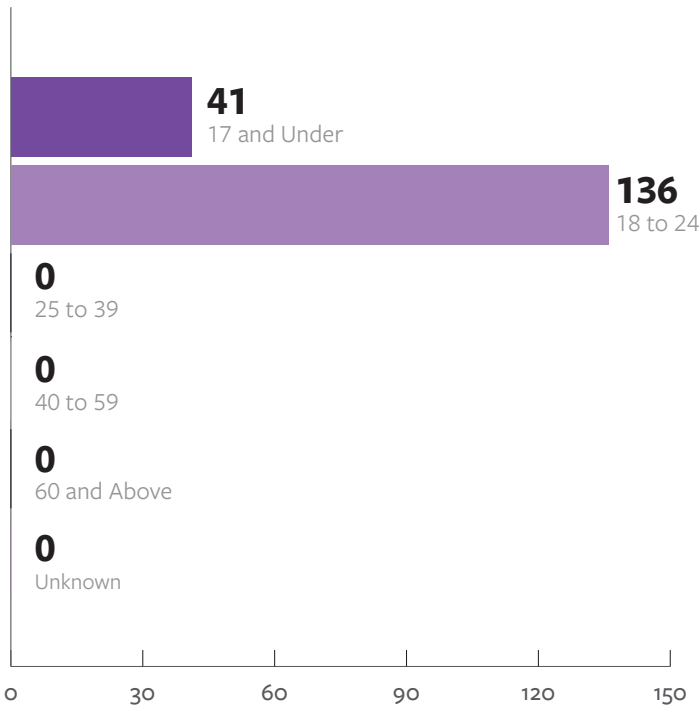
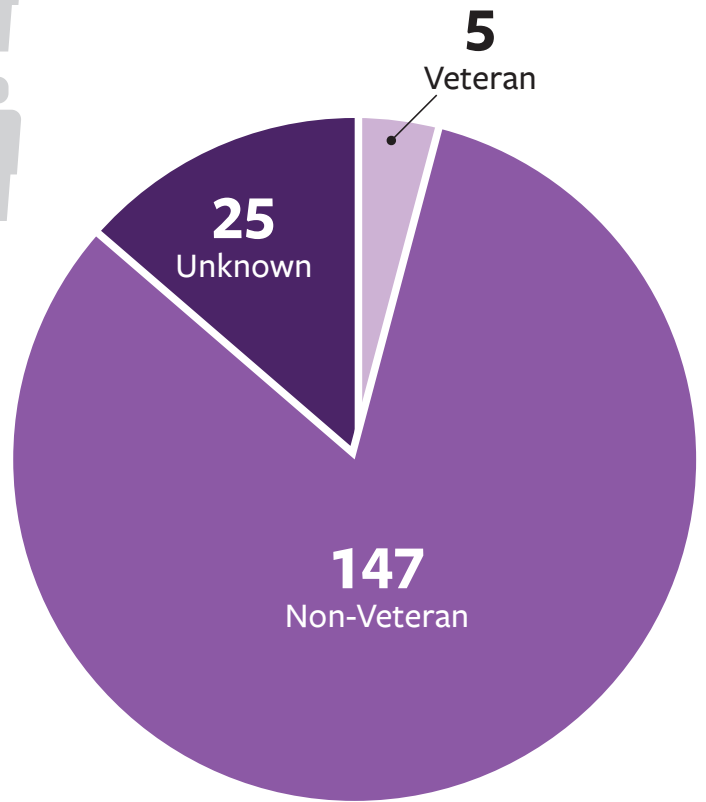
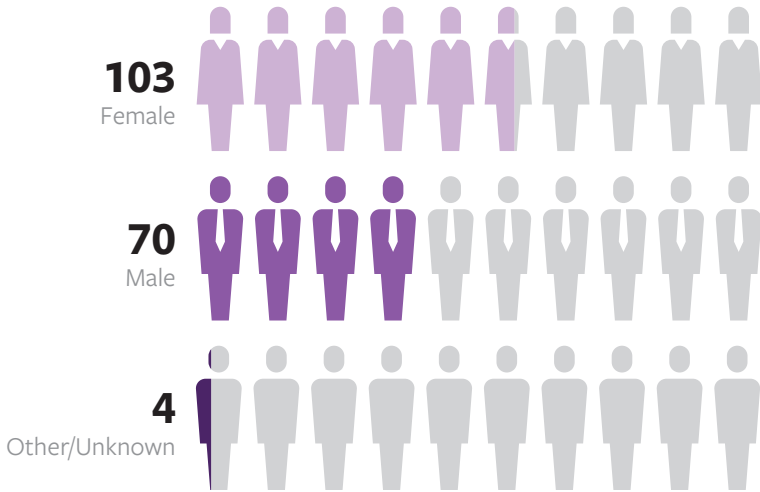


Youth Homelessness Demonstration Program (YHDP)

Contract Demographics

177 Total Clients Served







Direct Services

Funding Source	Description	Total Expended
Ad Valorem (Direct Services)	Ad Valorem – through the Palm Beach County Division of Human Services (DHS)	\$1,431,053.82

The **Palm Beach County Division of Human Services (DHS)** provides direct services to the community through several programs including Housing Stability, Rapid Re-housing, Emergency Shelter, and Indigent Burial. Funding is used for rent, utilities, security deposits, inspections, outreach, and cremation services with assistance from human services staff. Funding was also used for transportation and the new Annex/Fairgrounds Emergency Shelter.

Services Provided*

Services Provided	Total Expended
Housing Stability	\$584,000.00
Indigent Burial	\$193,300.00
Client Assistance	\$652,753.82

**The Demographic and Outcome data for these services was not available to report on for 2021.*





Coronavirus Aid, Relief, and Economic Security Act (CARES)

Funding Source	Description	Total Expended
Coronavirus Aid, Relief, and Economic Security Act (CARES)	Federal Treasury Funding - through Palm Beach County	\$34,702,730.32

The **Coronavirus Aid, Relief, and Economic Security (CARES) Act** provided fast and direct economic assistance for American workers, families, small businesses, and industries. The CARES Act implemented a variety of programs to address issues related to the onset of the COVID-19 pandemic. The Consolidated Appropriations Act continued many of these programs by adding new phases, new allocations, and new guidance to address issues related to the continuation of the COVID-19 pandemic.

Services Provided*

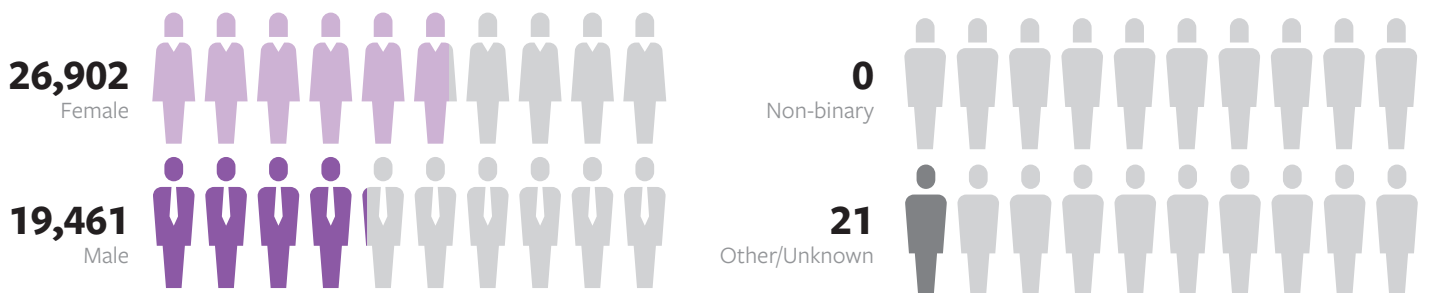
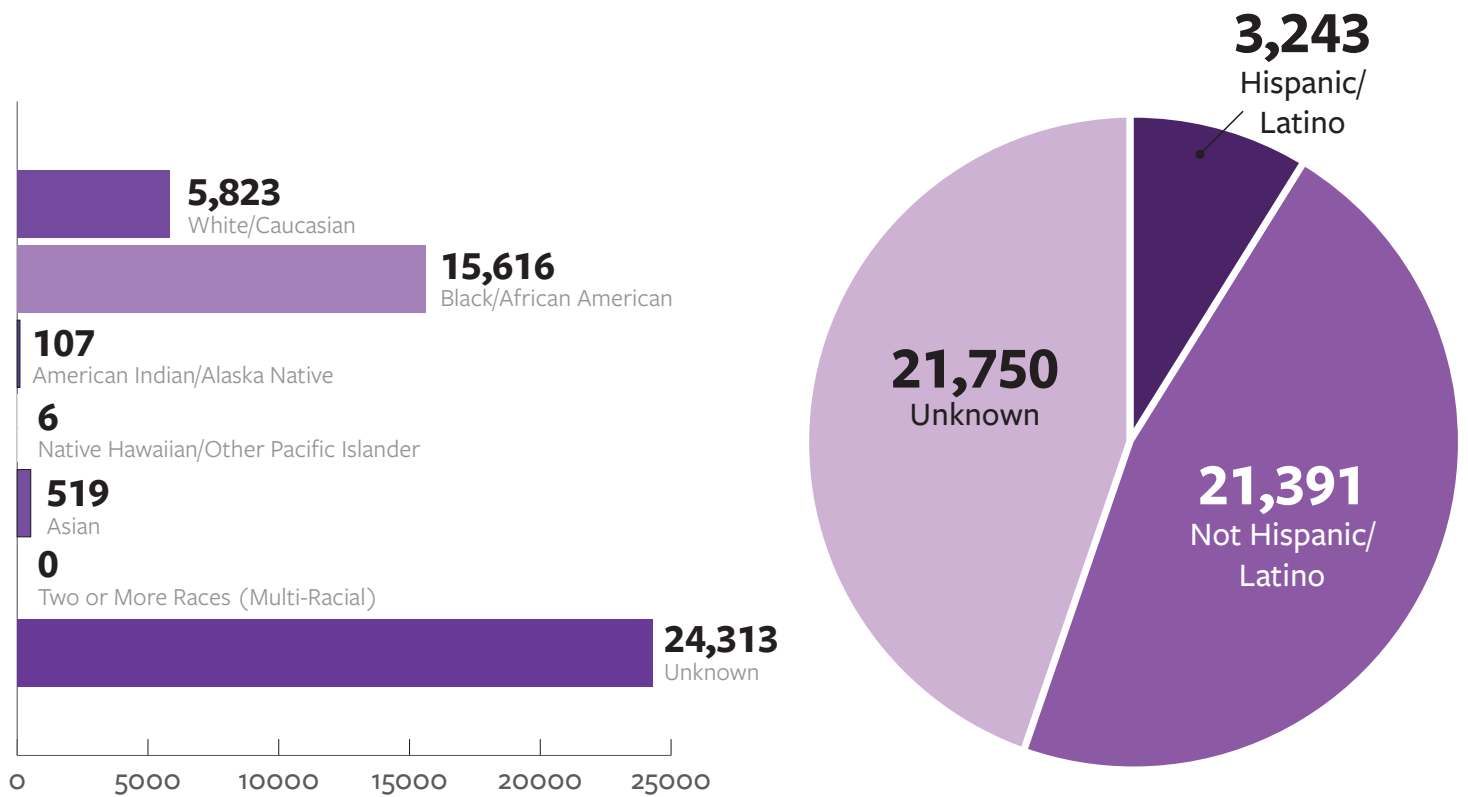
Services Provided	Total Expended
Grocery Cards	\$13,829,768.23
Rental Assistance	\$16,533,011.70
Utility Assistance	\$2,117,621.32

**The Outcome data for these services was not available to report on for 2021.*

Coronavirus Aid, Relief, and Economic Security (CARES)

Direct Services
Demographics

46,384 Total Clients Served



** The Demographic data may be capturing multiple individuals within the families that received assistance.



Emergency Rental Assistance (ERA)

Funding Source	Description	Total Expended
Emergency Rental Assistance (ERA) Program	Federal Treasury Funding - through Palm Beach County; CSD awarded \$932,500.00 in contracts for ERA Services	\$34,702,730.32

COVID-19 has exacerbated an affordable housing crisis that predated the pandemic and that has deep disparities that threaten the strength of an economic recovery that must work for everyone. To meet this need, the **Emergency Rental Assistance (ERA) Program** makes funding available to assist households that are unable to pay rent or utilities. The funds are provided directly to states, U.S. territories, local governments, and (in the case of ERA1) Indian tribes. Grantees use the funds to provide assistance to eligible households through existing or newly created rental assistance programs.

Services Provided*

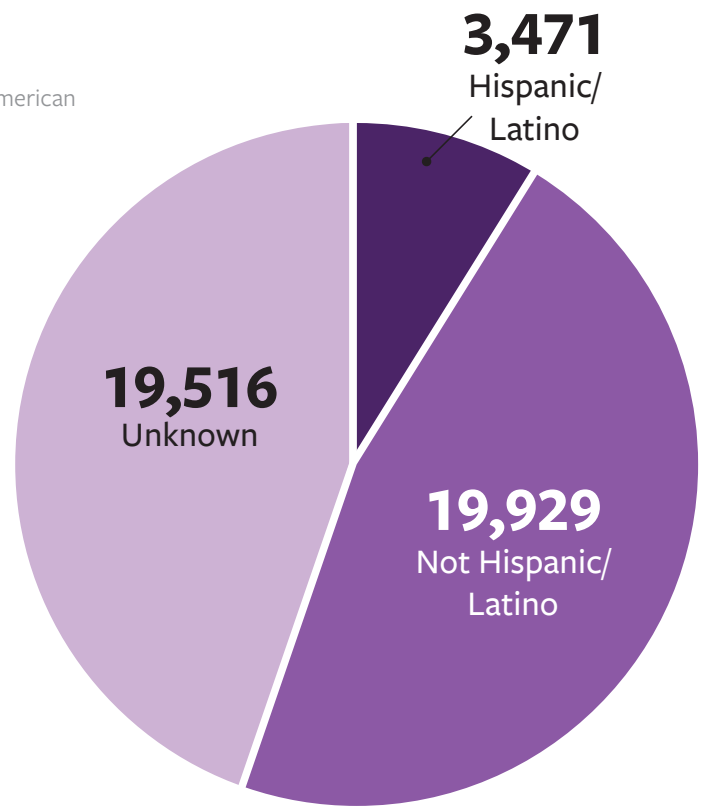
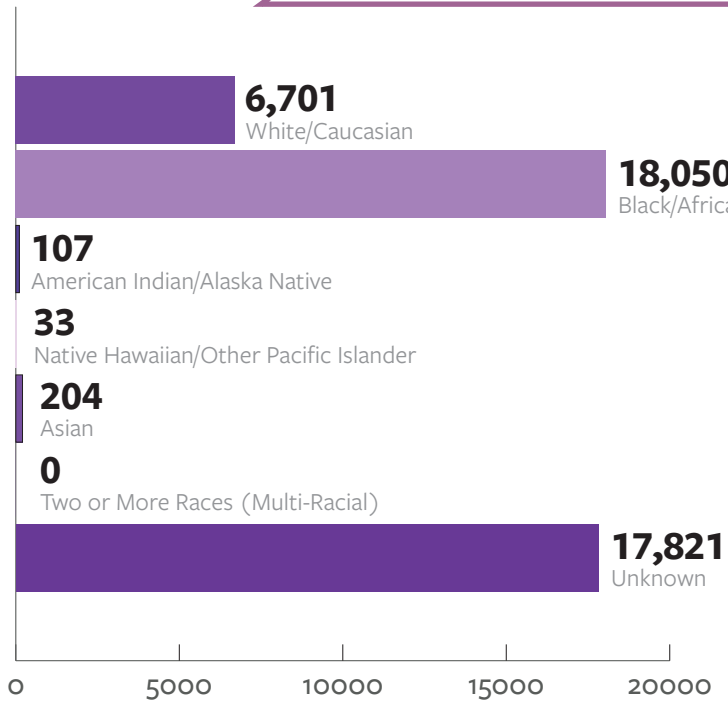
Services Provided	Total Expended
Rental Assistance	\$33,210,146.32
Utility Assistance	\$1,308,920.00
Security Deposits	\$183,664.00

*The Outcome data for these services was not available to report on for 2021.

Emergency Rental Assistance (ERA)

Direct Services
Demographics

42,916 Total Clients Served



*** The Demographic data may be capturing multiple individuals within the families that received assistance.*



Emergency Solutions Grant COVID-19 (ESG-CV) Rapid Re-Housing (RRH)

Funding Source	Description	Total Expended
Emergency Solutions Grant COVID-19 (ESG-CV) Rapid Re-Housing (RRH)	Federal Funding – through the Department of Housing and Economic Development	\$1,234,502.97

The Palm Beach County Division of Human Services (DHS) was provided additional funding through the **Emergency Solutions Grant COVID-19 (ESG-CV)** to provide Rapid Re-Housing (RRH) services through the Department of Housing and Economic Development.

Services Provided*

Services Provided	Total Expended
ESG-CV Rapid Re-Housing	\$1,178,675.49
Annex Rapid Re-Housing	\$55,827.49

**The Demographic and Outcome data for these services was not available to report on for 2021.*

Home Investment Partnerships Program (HOME) – Tenant-Based Rental Assistance (TBRA)

Funding Source	Description	Total Expended
Home Investment Partnerships Program (HOME) – Tenant-Based Rental Assistance (TBRA)	Federal Funding – through the Department of Housing and Economic Development	\$250,000.00

Home Investment Partnerships Program (HOME) is federal funding through that permits Participating Jurisdictions (PJs) to create flexible programs that assist households to help them afford the housing costs of market-rate units. These programs are known as “Tenant-Based Rental Assistance,” or TBRA. In Palm Beach County, the money is used for back end services for families coming out of the Homeless Resource Center.

Services Provided*

Services Provided	Total Expended
Tenant-Based Rental Assistance	\$250,000.00

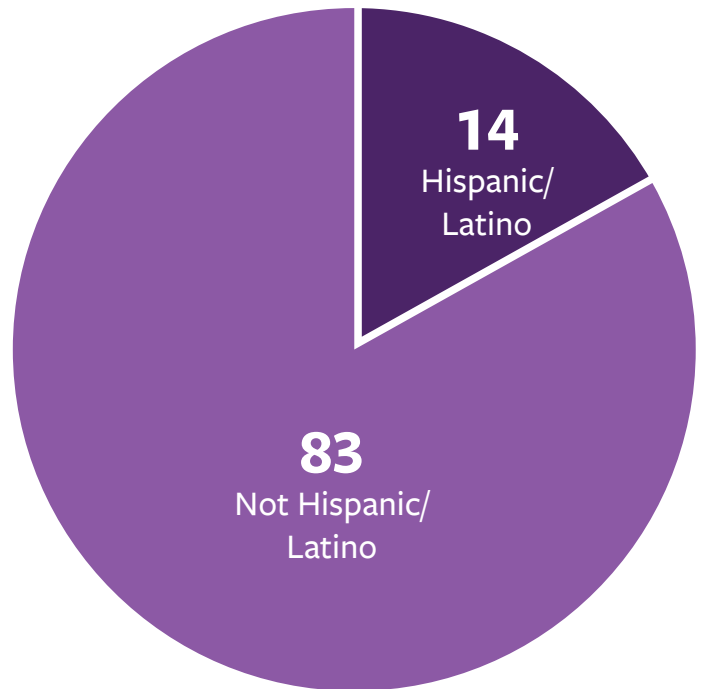
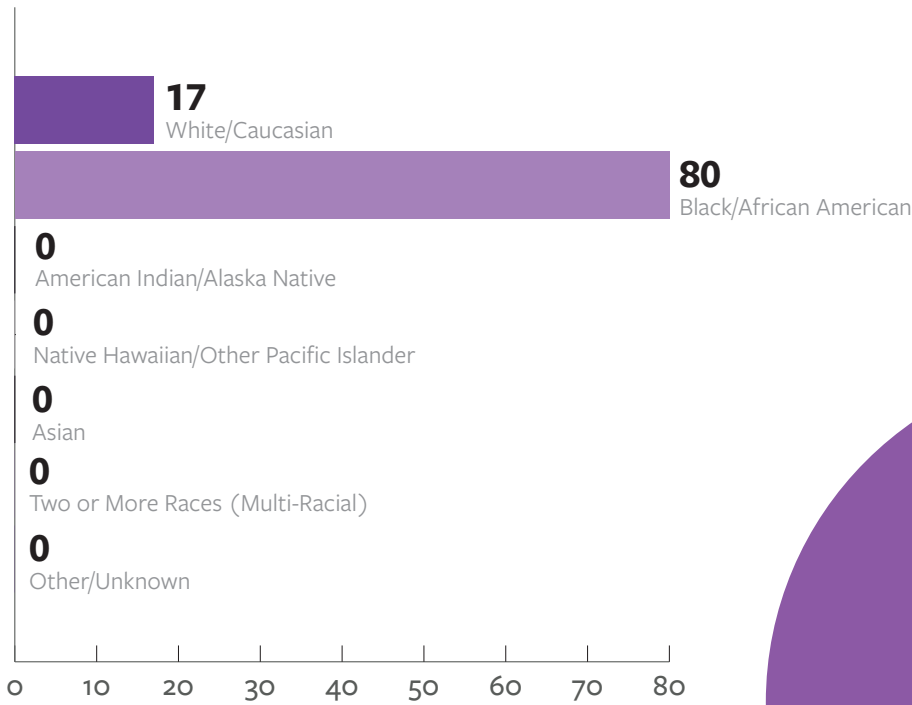
**The Outcome data for these services was not available to report on for 2021. The Demographic data is provided on the next page.*

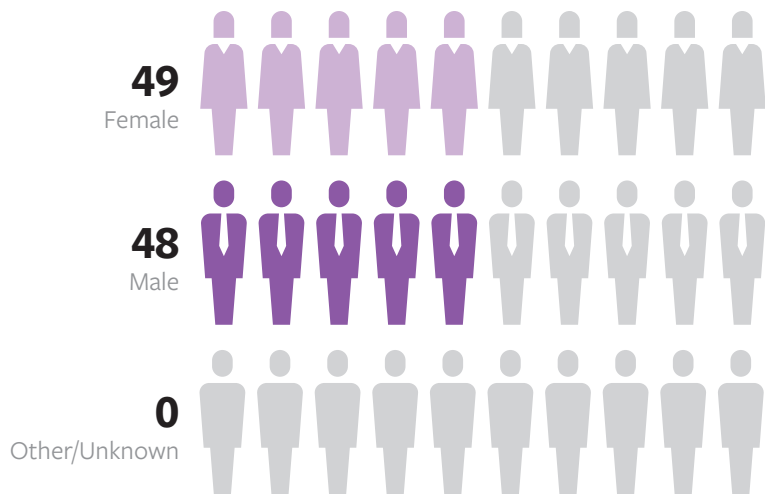
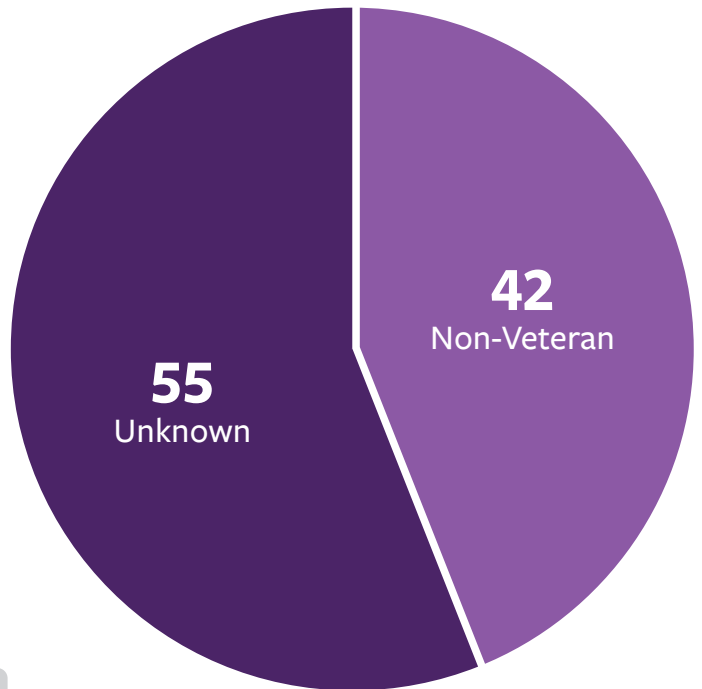
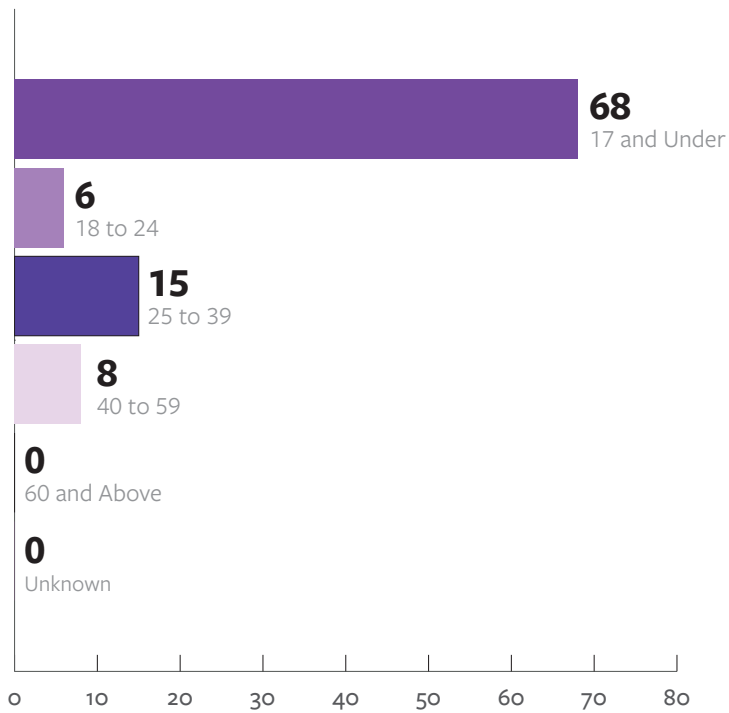


Home Investments Partnership Program (HOME)

Direct Services Demographics

97 Total Clients Served





**Outcome data for these services was not available to report for 2021.*



Division of Human Services and Community Action Program: Community Action Program

Funding Source	
Community Action Program (CAP)	
Actual Ranges	Report Ranges
PY 04/01/2018 - 09/30/2021	10/01/2020 - 09/30/2021

Contracts

BCC Priority: Economic Development

Funding Source	Description of Funding Source	Total Expended
Community Services Block Grant (CSBG) & Farmworker Career Development Program (FCDP)	Federal Funding – through the Florida Department of Economic Opportunity from the Department of Health and Human Services (CSBG) Federal Funding – through the Department of Education from the Department of Labor (FCDP)	\$203,302.82
Total		203,302.82

Direct Services

Unless otherwise noted, direct services are provided by Community Services Department (CSD) staff. These services are described in more detail in the CSD Annual Report

Funding Sources	Description	Total Expended
Community Services Block Grant (CSBG) – CARES	Federal Funding – through the Florida Department of Economic Opportunity from the Department of Health and Human Services	\$397,577.73
Low Income Home Energy Assistance Program (LIHEAP)	Federal Funding – through the Florida Department of Economic Opportunity from the Department of Health and Human Services	\$1,342,639.56
Low Income Home Energy Assistance Program (LIHEAP) – CARES	Federal Funding – through the Florida Department of Economic Opportunity from the Department of Health and Human Services	\$3,031,716.13
Total		\$4,771,933.42

Community Services Block Grant (CSBG) & Farmworker Career Development Program (FCDP)

Funding Source	Description	Total Expended
Community Services Block Grant (CSBG) & Farmworker Career Development Program (FCDP)	Federal Funding – through the Florida Department of Economic Opportunity from the Department of Health and Human Services (CSBG) Federal Funding – through the Department of Education from the Department of Labor (FCDP)	\$203,302.82

Under CSBG, CAP runs the Family Self Sufficiency Program, which provides vocational training opportunities and other support services to low-income individuals. CAP also runs the Farmworker Career Development Program, which provides vocational training opportunities and other support services to farmworker individuals and their dependents. CAP uses two lists of vendors: for profit (RFP through Purchasing Department) and not for profit (RFP through CSD). Below is a list of vendors that were used during the last fiscal year.

Outcomes

Outcome Indicator	Actual Achieved
Individuals served will increase their credit knowledge and improved financial literacy skills.	231 individuals increased their credit knowledge and improved financial literacy skills.
Individuals served will increase their savings.	28 individuals increased their savings.
Individuals served will increase their credit score.	224 individuals increased their credit score.
Individuals served will obtain a recognized credential or certificate, including educational or vocational skills.	22 individuals obtained a recognized credential or certificate, including educational or vocational skills
Produce will be gleaned and distributed across pantries in Palm Beach County.	200,000 pounds of produce were gleaned and distributed across pantries in Palm Beach County.
Individuals served will become employed as a result of the Family Self-Sufficiency Program and Vocational Training.	17 individuals became employed as a result of the Family Self-Sufficiency Program and Vocational Training
Number of new participants enrolled in the Farmworker’s Career Development Program (FCDP).	14 new participants enrolled in the Farmworker’s Career Development Program (FCDP)
Number of participants in the Farmworker’s Career Development Program (FCDP) that obtained employment.	12 participants in the Farmworker’s Career Development Program (FCDP) obtained employment



Contracted Vendors

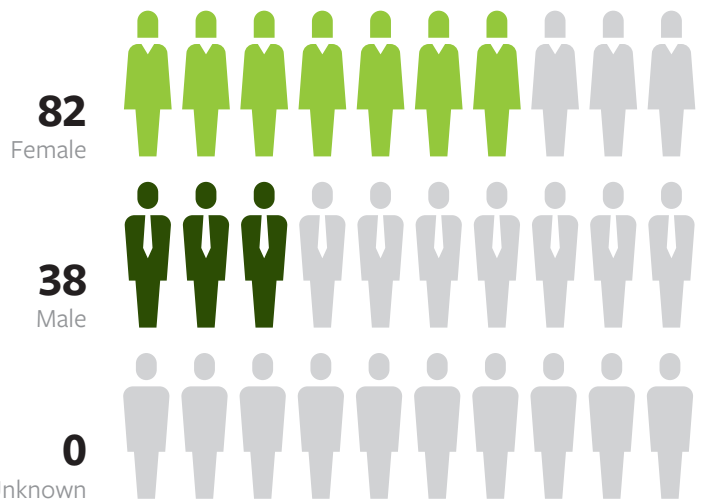
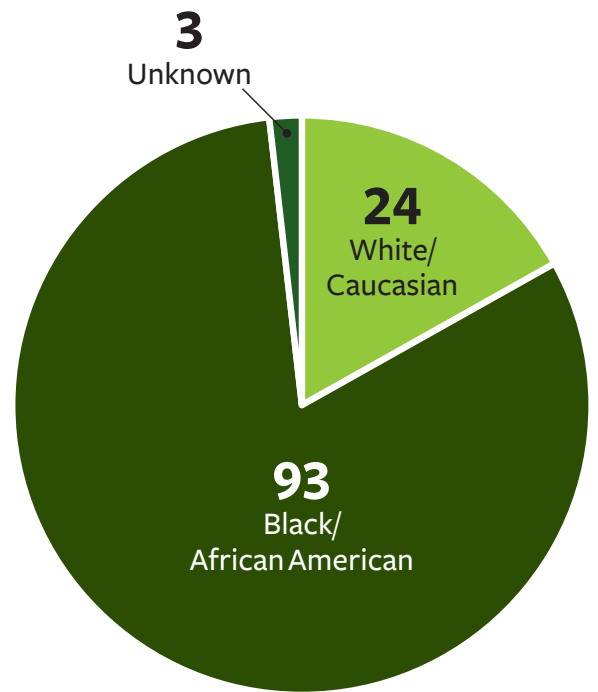
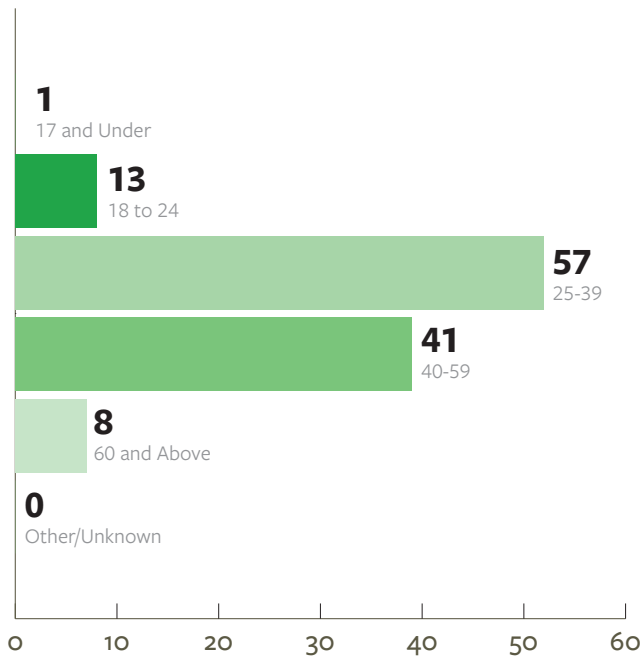
Vendor Name	Service(s) Provided	Vendor Amount Expended
A & Associates	Security D & G	\$1,800.00
Academy for Nursing	PCT, HHA	\$38,688.00
CareerSource	Construction Trades	\$36,657.02
Credit Card Management Services	Budgeting	\$26,400.00
CROS Ministries	Gleaning Program	\$75,000.00
Haggerty Strategic Solutions	Entrepreneurship	\$5,025.00
Sage	CDL	\$19,732.80



Community Services Block Grant (CSBG) & Farmworker Career Development Program (FCDP)

Contract Demographics

120 Total Clients Served



* The demographics are only depicting the individuals with whom an “individual/family-level” goal was established. Demographic information is not captured for other “community-level” goals, which provide access to services for the community in general. Ethnicity and Veteran Status was not collected for this funding source.

**The demographic data also includes clients served through the Farmworker Program



Direct Services

Funding Source	Description	Total Expended
Community Services Block Grant (CSBG) – CARES	Federal Funding – through the Florida Department of Economic Opportunity from the Department of Health and Human Services	\$397,577.73

The **Community Services Block Grant (CSBG) – CARES** provides funds to alleviate the causes and conditions of poverty within communities in order to achieve increased self-sufficiency, improved living conditions, ownership of and pride in their communities, and strong family and support systems. The CSBG Cares funds addresses the consequences of increasing unemployment and economic disruption because of COVID-19.

Outcomes

Outcome Indicator	Actual Achieved
Families will receive rental payment assistance to avoid eviction.	415 families will receive rental payment assistance to avoid eviction.
Households will receive utility (water, gas, electric) payment assistance.	212 households will receive utility (water, gas, electric) payment assistance.

Service(s) Provided

Services Provided

Total Expended

Utility Assistance	\$26,770.00
Rental Assistance	\$370,807.73

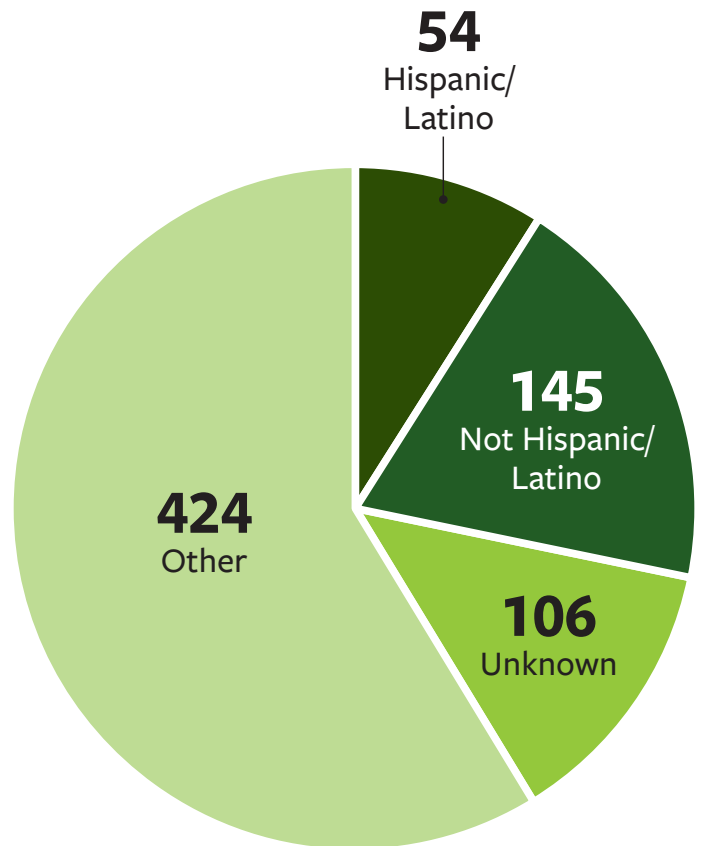
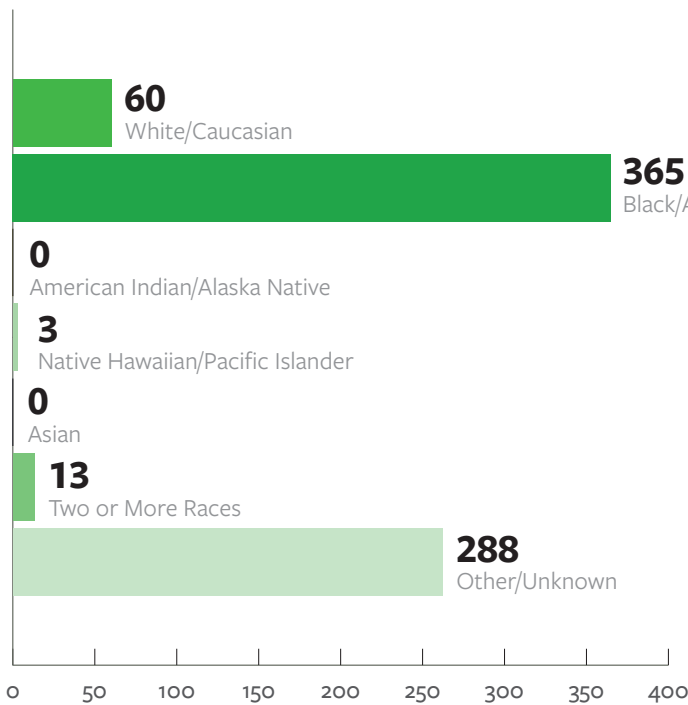


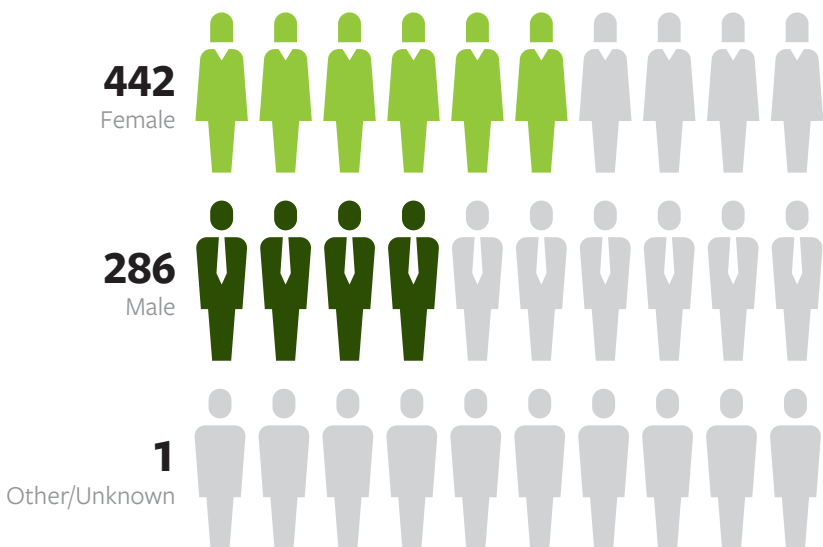
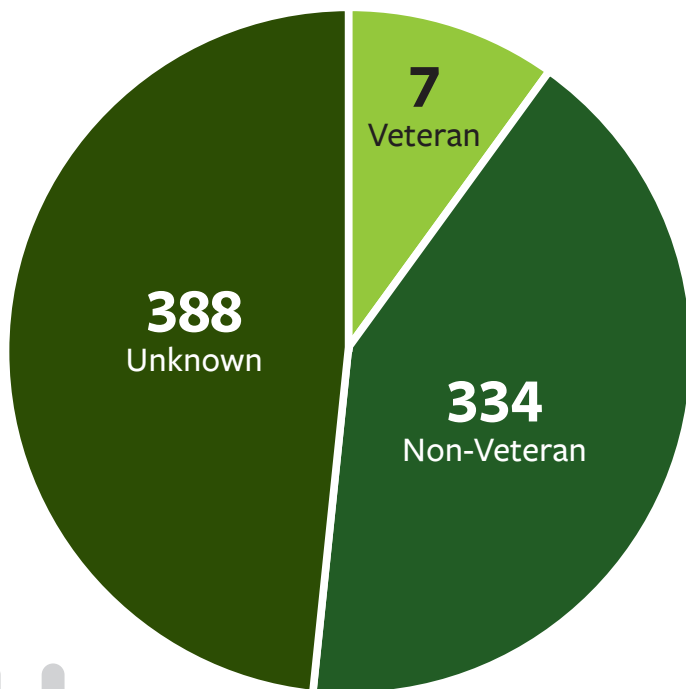
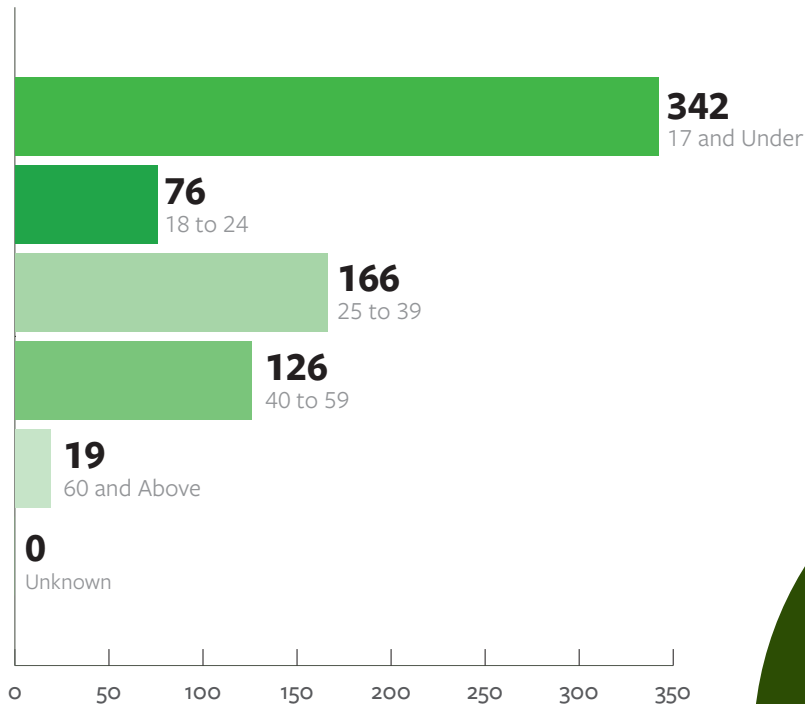


Community Services Block Grant (CSBG) - CARES

Direct Services Demographics

729 Total Clients Served





** The demographic graphs may be capturing multiple individuals within the families that received rental payment assistance and/or service restoration. Please note that not everyone who receives a service achieves an actual outcome.*



Low Income Home Energy Assistance Programs

Funding Sources	Description	Total Expended
Low Income Home Energy Assistance Program (LIHEAP)	Federal Funding – through the Florida Department of Economic Opportunity from the Department of Health and Human Services	\$1,342,639.56
Low Income Home Energy Assistance Program (LIHEAP) – CARES	Federal Funding – through the Florida Department of Economic Opportunity from the Department of Health and Human Services	\$3,031,716.13

These funding dollars were used to assist eligible low-income households with heating and cooling energy costs, bill payment assistance, and energy crisis assistance.

Service(s) Provided

Services Provided	Total Expended
Home Energy Assistance	\$3,356,479.42
Crisis Benefits	\$1,017,876.27

Outcomes

Outcome Indicator	Actual Achieved
Households need to prevent their electric utility from being disconnected OR need to have their electric utility connection restored.	4,704 LIHEAP households had their electric utility prevented from being disconnected OR had their electric utility connection restored.
Households need to prevent their electric utility from being disconnected OR need to have their electric utility connection restored.	2,888 LIHEAP-CARES households had their electric utility prevented from being disconnected OR had their electric utility connection restored.

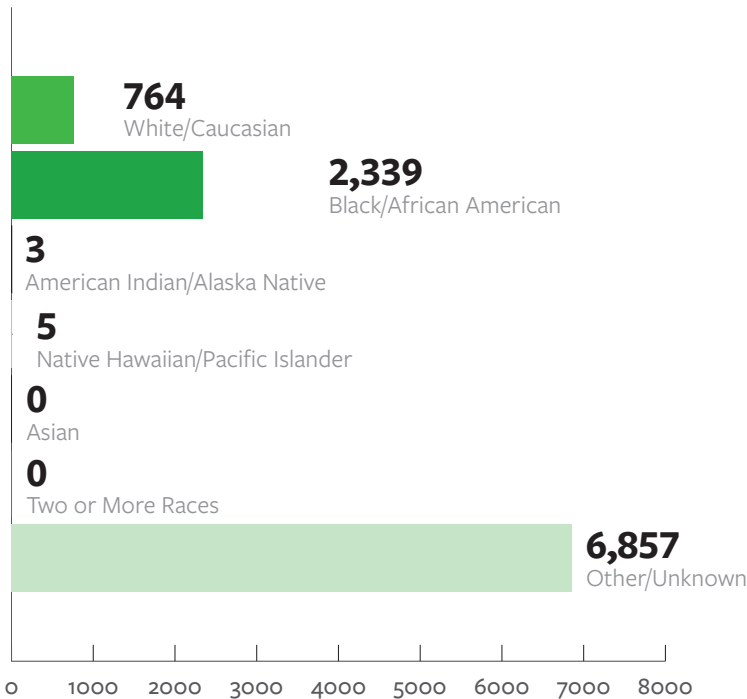
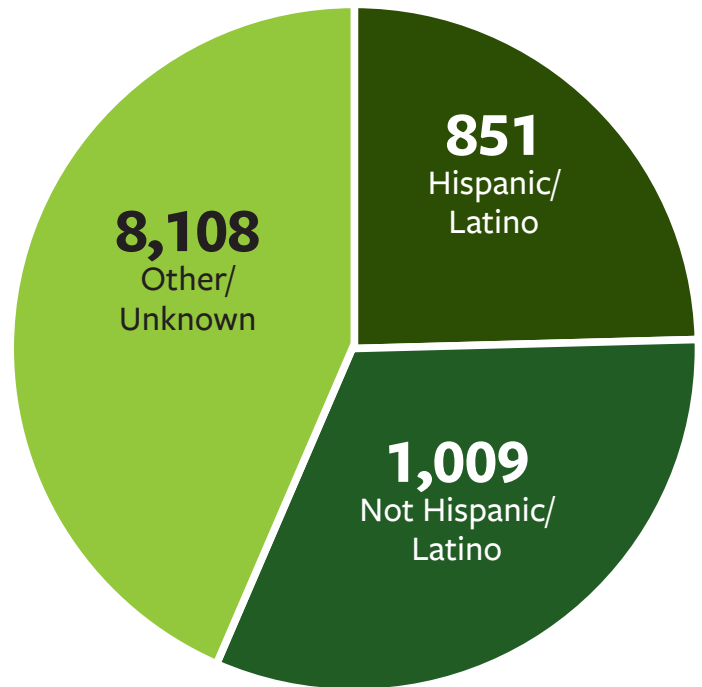


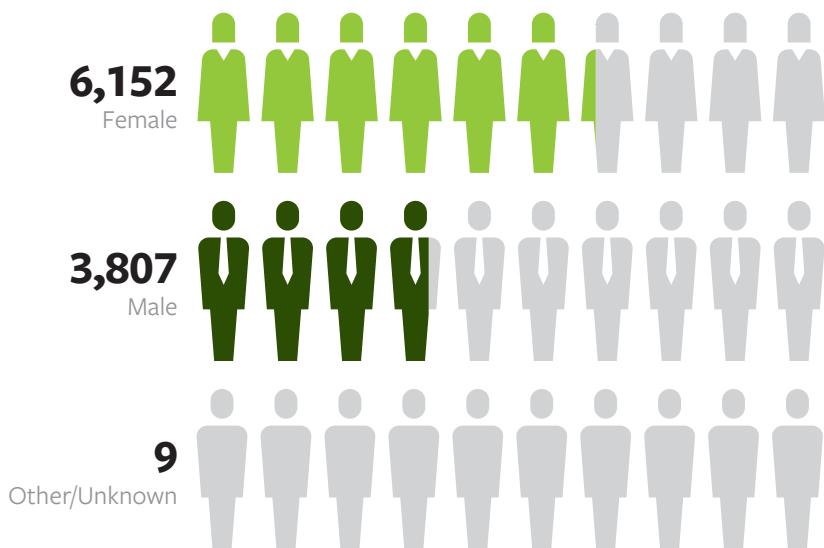
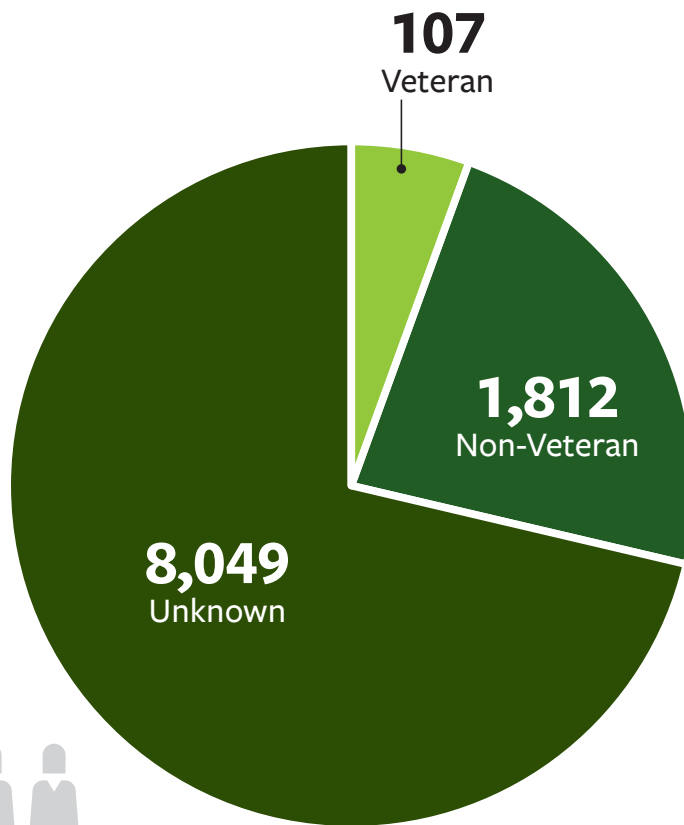
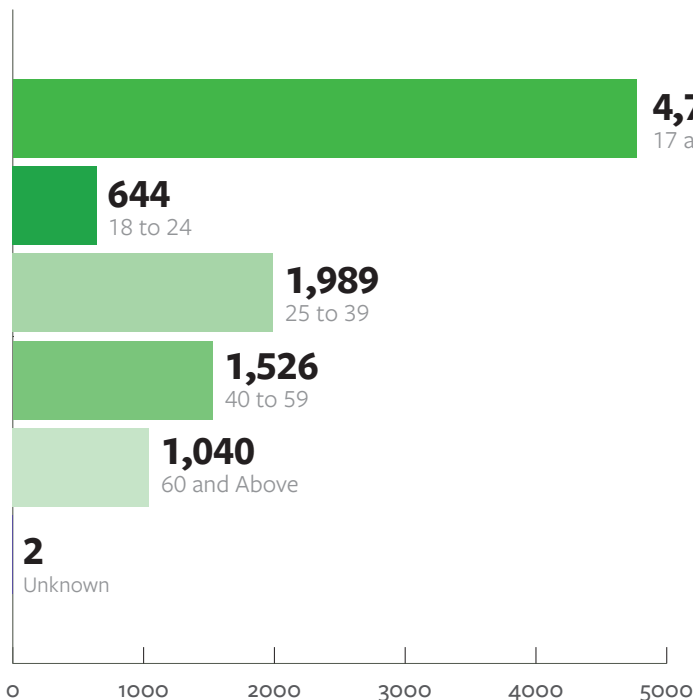


Low income Home Energy Assistance Program (LIHEAP)

Direct Services
Demographics

9,968 Total Clients Served





* The demographic graphs includes individuals who received assistance with both LIHEAP and LIHEAP-CARES funds as the LIHEAP-CARES funds were used to provide additional benefits to previous LIHEAP clients.



Ryan White

Funding Source Ryan White (RW)	
Actual Ranges	Report Ranges
GY 03/01/2020 - 06/30/2021	03/01/2020 - 02/28/2021

Contracts

Funding Sources	Description	Total Awarded
Minority Aids Initiative (MAI)	Federal Funding from Health Resources and Services Administration (HRSA)	\$691,916.00
Ryan White (Part A)	Federal Funding from Health Resources and Services Administration (HRSA)	\$7,015,959.00
Ryan White - COVID 19	Federal Funding from Health Resources and Services Administration (HRSA)	\$294,724.00
Syringe Exchange Program	No funding source; no-cost contract with Rebel Recovery, which operates Florida Access to Syringe & Health Services (FLASH)	\$0.00
Total		\$8,002,599.00

Direct Services

Direct Services are provided by Community Services Department (CSD) staff. These services are described in more detail in the CSD Annual Report.

Funding Sources	Description	Total Awarded
Ending the Epidemic	Federal Funding from Health Resources and Services Administration (HRSA)	\$850,000.00
Housing Opportunity for People with AIDS (HOPWA)	Originates from HUD but provided through the State (Florida Department of Health)	\$950,000.00
Housing Opportunity for People with AIDS (HOPWA-WPB) - COVID 19	Originates from HUD but provided through the City of West Palm Beach	\$440,000.00
Total		\$2,240,000.00



Minority Aids Initiative (MAI)

Funding Source	Description	Total Awarded
Minority Aids Initiative (MAI)	Federal Funding from Health Resources and Services Administration (HRSA)	\$691,916.00

HRSA RWHAP Part A grants include Minority AIDS Initiative funds in order to improve access to HIV care and health outcomes for racial and ethnic minority populations disproportionately affected by HIV.

Outcomes

Outcome Indicator	Actual Achieved
Individuals served across all agencies will achieve a Viral Load Suppression Rate of 84%.	Individuals served across all agencies achieved a Viral Load Suppression Rate of 83%.

Agencies & Services Provided

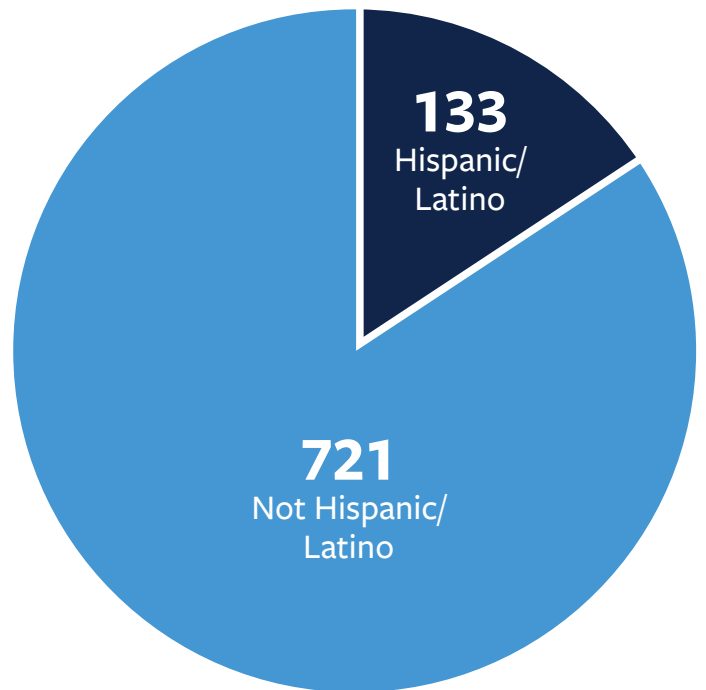
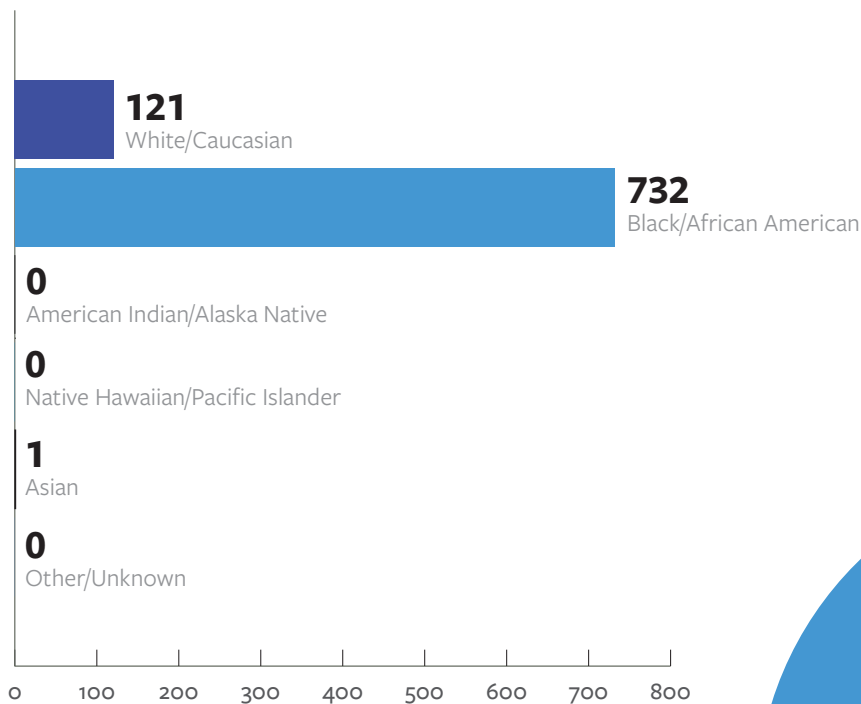
Agency	Service(s) Provided	Contracted Dollar Amount
Foundcare	Medical Case Management – MAI	\$388,696.00
Health Council of Southeast Florida (HCSEF)	Early Intervention Services – MAI, Non-Medical Case Management – MAI	\$160,824.00
HHH Ministries	Psychosocial Support Services – MAI	\$18,003.00

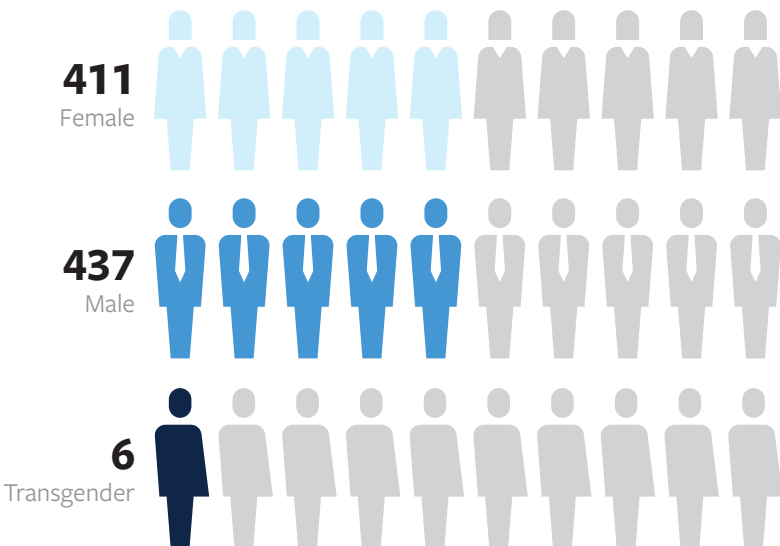
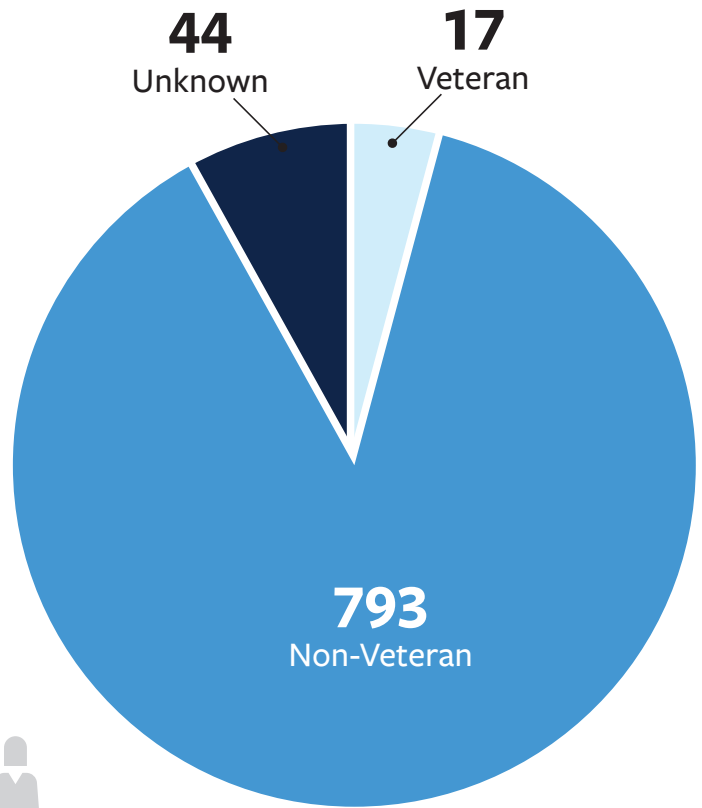
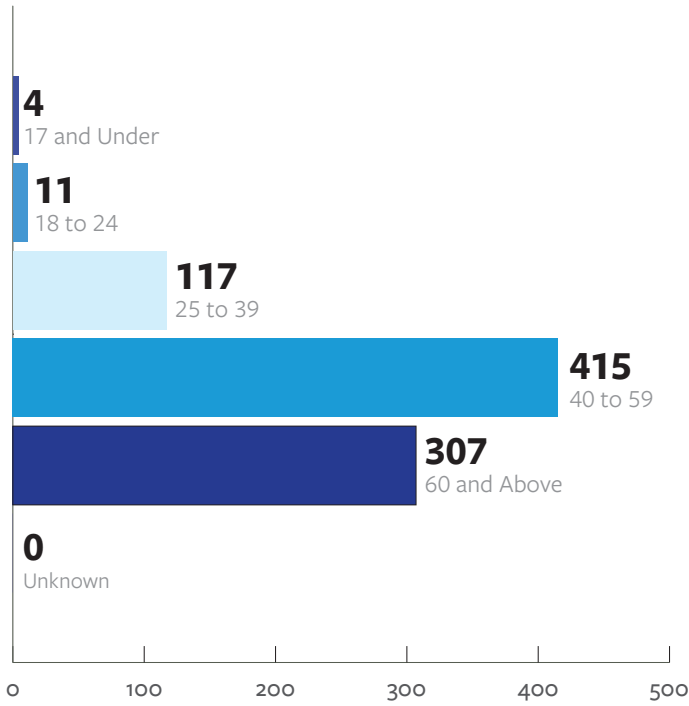


Minority Aids Initiative (MAI)

Contract Demographics

854 Total Clients Served







Ryan White (Part A)

Funding Source	Description	Total Awarded
Ryan White (Part A)	Federal Funding from Health Resources and Services Administration (HRSA)	\$7,015,959.00

The U.S. Health Resources and Services Administration’s (HRSA) **Ryan White HIV/AIDS Program (RWHAP)** provides a comprehensive system of HIV primary medical care, medications, and essential support services for low-income people with HIV. More than half the people with diagnosed HIV in the United States—nearly 568,000 people in 2019—receive services through the RWHAP each year. The RWHAP funds grants to states, cities, counties, and local community-based organizations to provide care, treatment, and support services for people with HIV to improve health outcomes and reduce HIV transmission.

Outcomes

Outcome Indicator	Actual Achieved
Individuals served across all agencies will achieve a Viral Load Suppression Rate of 84%.	Individuals served across all agencies achieved a Viral Load Suppression Rate of 82%.

Agencies & Services Provided

Agency	Service(s) Provided	Contracted Dollar Amount
AIDS Healthcare Foundation (AHF)	AIDS Pharmaceutical Assistance, Early Intervention Services, Emergency Financial Assistance-Prior Authorizations, Food Bank-Nutritional Supplements, Laboratory Diagnostic Testing, Medical Case Management, Medical Transportation, Outpatient/Ambulatory Health Services	\$321,070.00
Compass	Early Intervention Services, Emergency Financial Assistance, Food Bank/Home Delivered Meals, Health Insurance Premium & Cost Sharing Assistance, Medical Case Management, Medical Transportation, Mental Health Services, Non-Medical Case Management	\$1,280,302.00
FoundCare	Early Intervention Services, Emergency Financial Assistance, Food Bank/Home Delivered Meals, Health Insurance Premium & Cost Sharing Assistance, Home and Community-based Health Services, Emergency Housing Services, Laboratory Diagnostic Testing, Medical Case Management, Medical Nutrition Therapy, Medical Transportation, Mental Health Services, Non-Medical Case Management, Oral Health Care, Outpatient/Ambulatory Health Services, Specialty Outpatient Medical Care	\$3,296,114.00
Health Council of Southeast Florida (HCSEF)	Early Intervention Services, Health Insurance Premium & Cost Sharing Assistance, Medical Case Management, Medical Transportation, Non-Medical Case Management, Specialty Outpatient Medical Care	\$794,089.00
Legal Aid Society	Legal Services	\$280,000.00
Monarch Health Services	Early Intervention Services	\$60,000.00
Palm Beach County Health Department	Early Intervention Services, Oral Health Care	\$475,941.00

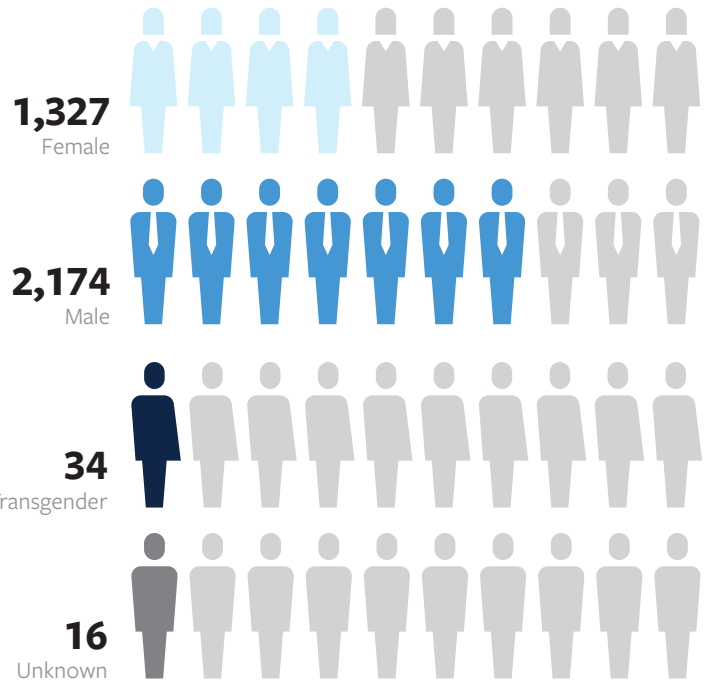
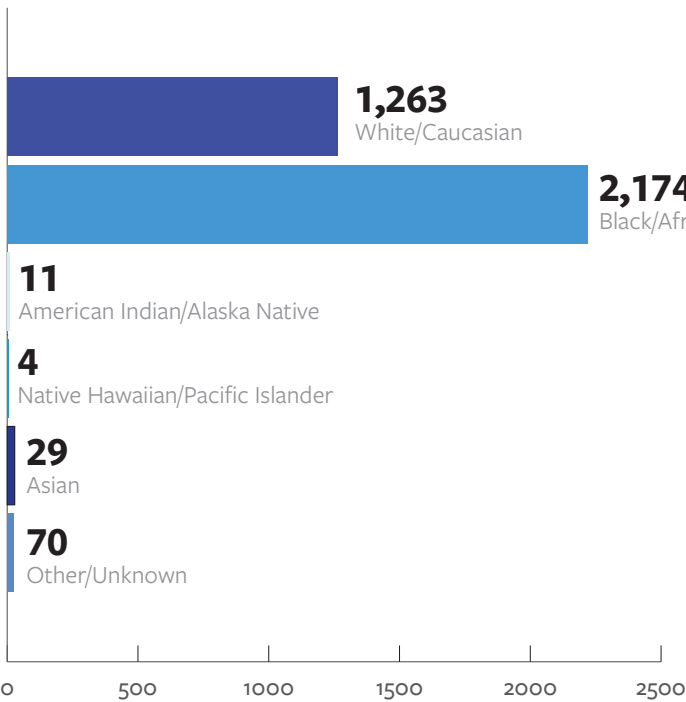


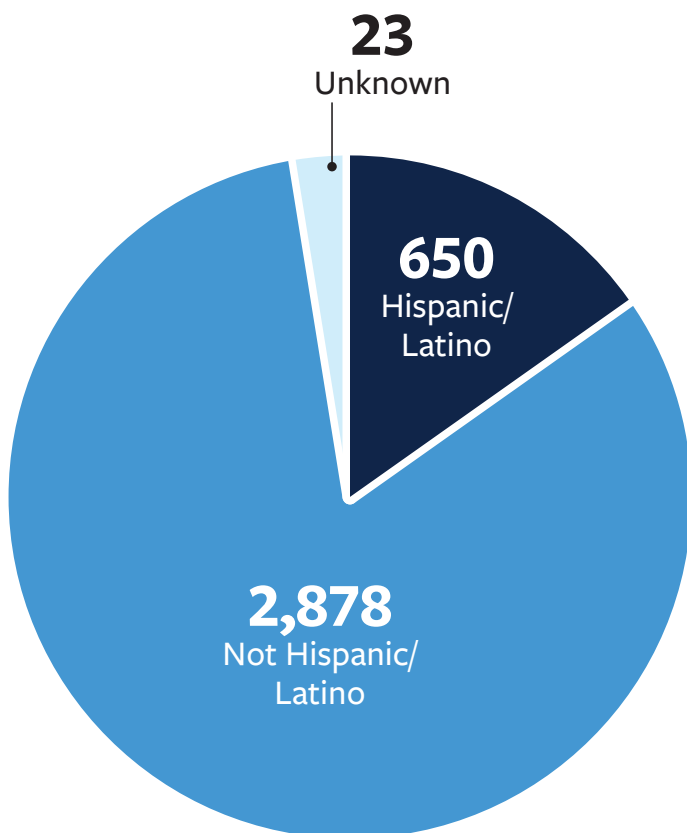
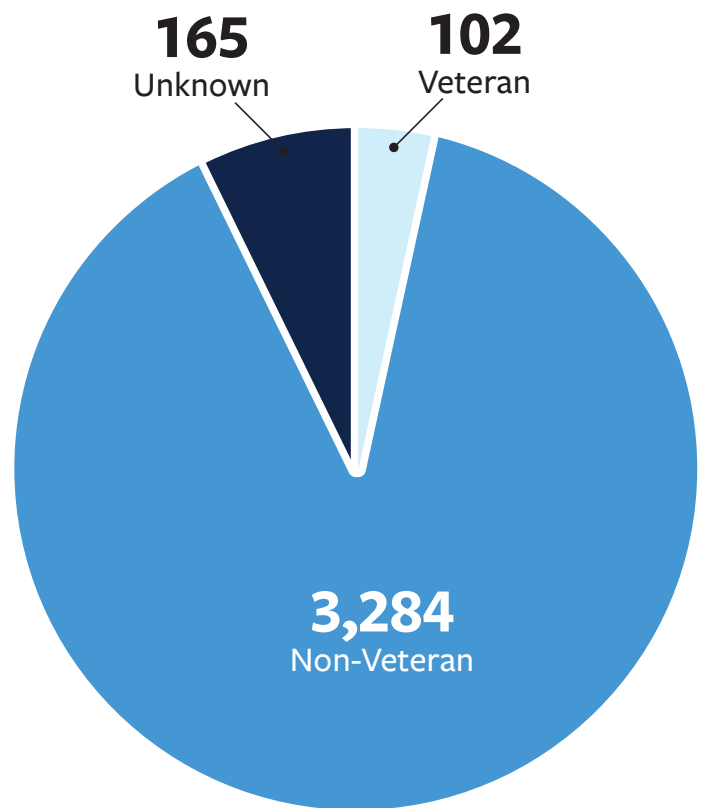
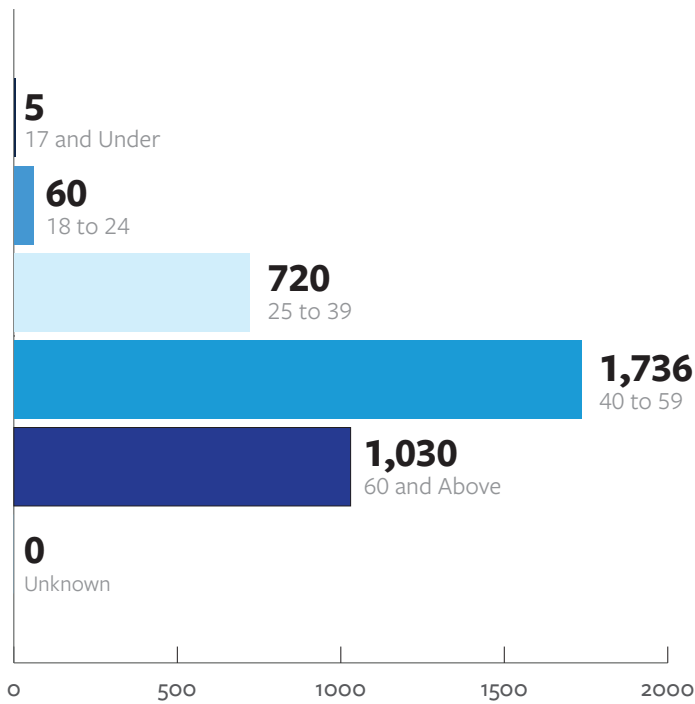


Ryan White (Part A)

Contract Demographics

3,551

Total Clients Served





Ryan White - COVID-19

Funding Source	Description	Total Awarded
Ryan White – COVID 19	Federal Funding from Health Resources and Services Administration (HRSA)	\$294,724.00

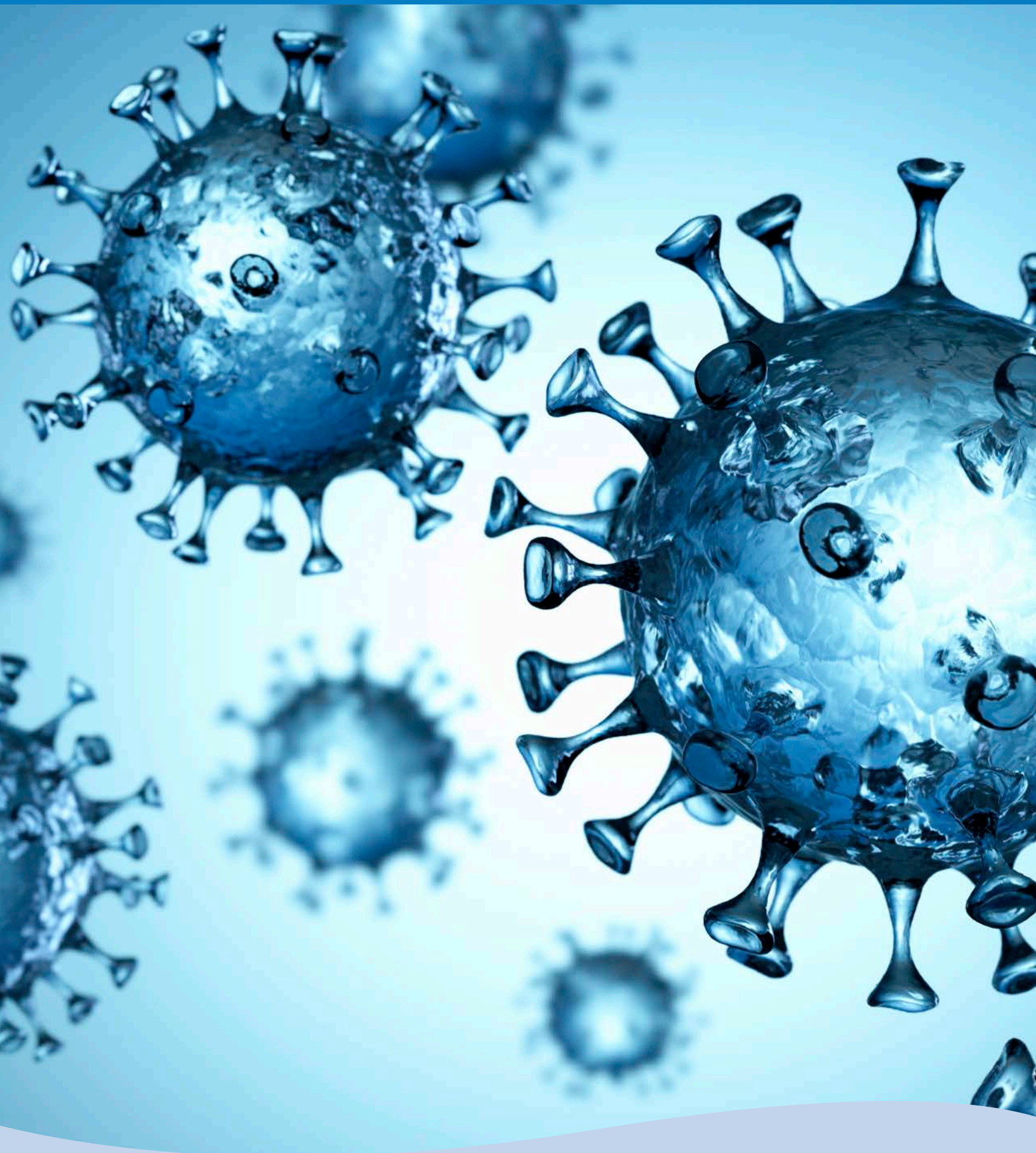
The fiscal year (FY) 2020 Coronavirus Aid, Relief and Economic Security Act -P.L. 116- 136 (CARES Act) provides one-time funding to help current Ryan White HIV/AIDS Program (RWHAP) recipients prevent, prepare for, and respond to coronavirus disease 2019 (COVID-19). The CARES funding in large measure will help support core medical and support services for RWHAP clients.

Outcomes

Outcome Indicator	Actual Achieved
Individuals served across all agencies will achieve a Viral Load Suppression Rate of 84%.	Individuals served across all agencies achieved a Viral Load Suppression Rate of 78%.

Agencies & Services Provided

Agency	Service(s) Provided	Contracted Dollar Amount
Health Council of Southeast Florida (HCSEF)	Early Intervention Services; Non-medical Case Management	\$175,252.00
Palm Beach County Housing Authority	Emergency Housing Services	\$46,414.80

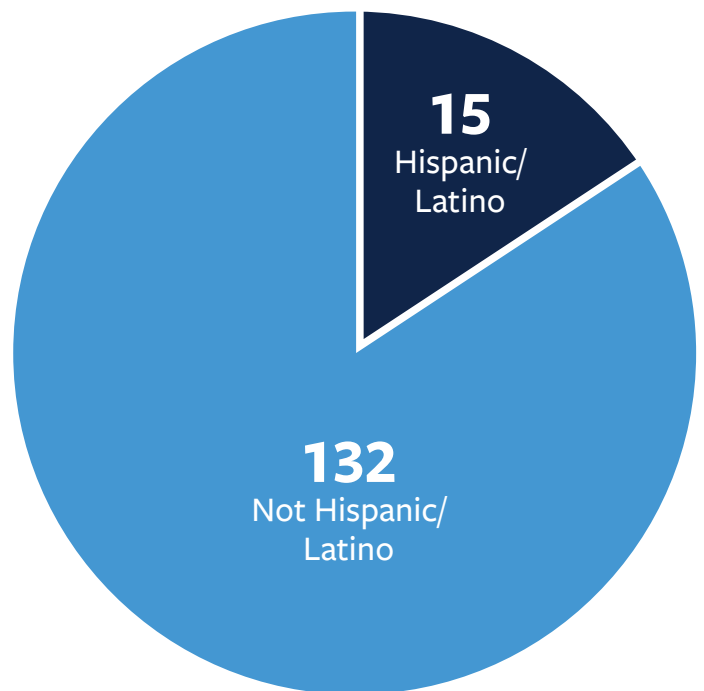
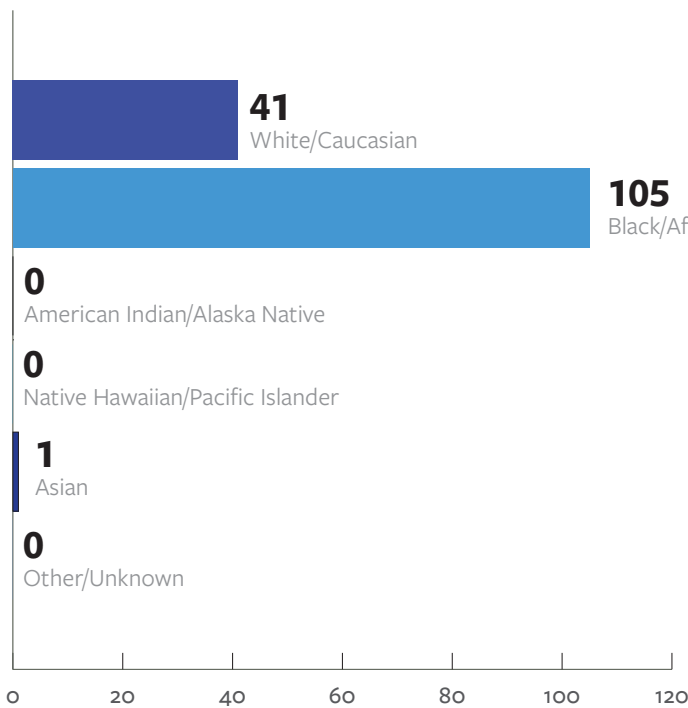


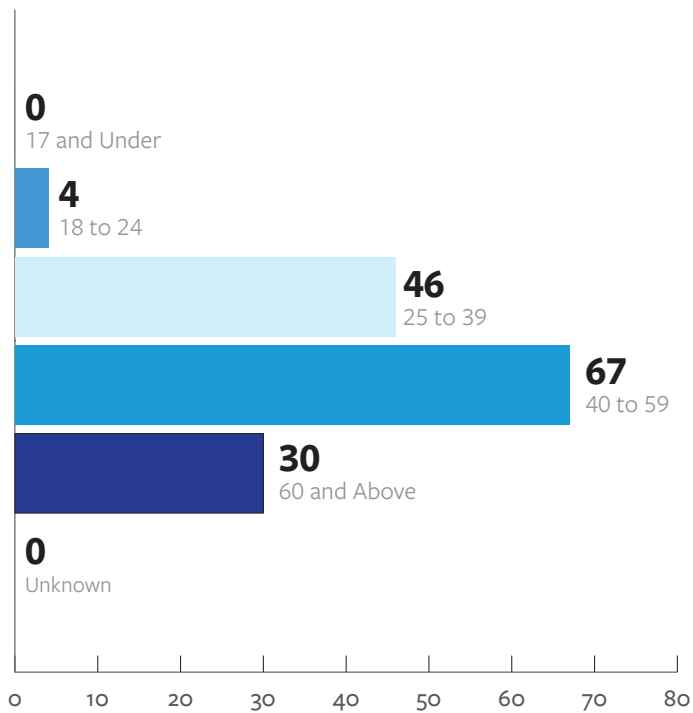
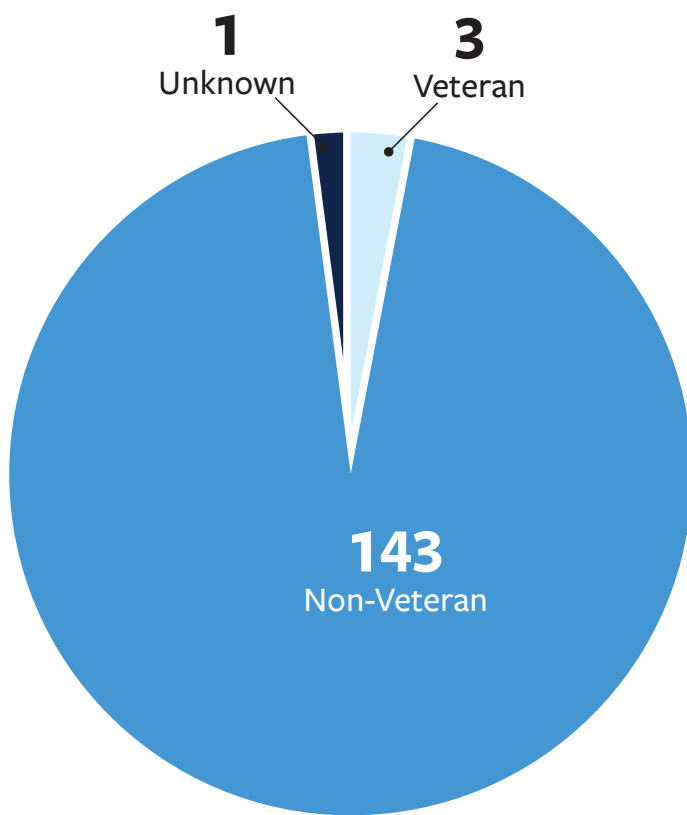
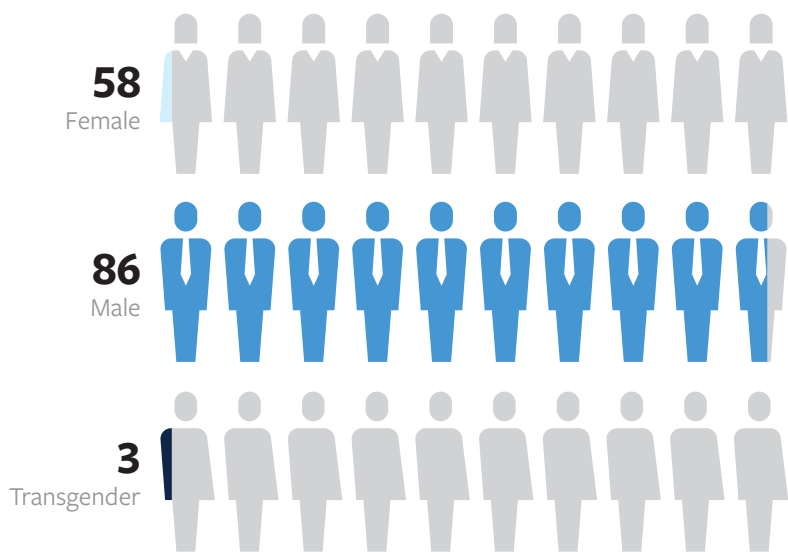


Ryan White – COVID-19

Contract Demographics

147 Total Clients Served







Ending the HIV Epidemic

Funding Source	Description	Total Awarded
Ending the HIV Epidemic*	Federal Funding from Health Resources and Services Administration (HRSA)	\$850,000.00

The U.S. Department of Health and Human Services' **Ending the HIV Epidemic in the U.S. (EHE)** initiative aims to reduce the number of new HIV infections in the United States by at least 90% by 2030 with the goal of decreasing the number of new HIV infections to fewer than 3,000 per year. Reducing new infections to this level would essentially mean that HIV transmissions would be rare and meet the definition of ending the epidemic. Awards made to HRSA's Ryan White HIV/AIDS Program recipients will be used to continue to link people who are either newly diagnosed with HIV, or diagnosed but currently not in care, to essential HIV care, treatment, and support services, helping them reach viral suppression and reduce HIV transmission.

Housing Opportunities for People with AIDS (HOPWA)

Funding Source	Description	Total Awarded
Housing Opportunity for People with AIDS (HOPWA) *	Originates from HUD but provided through the State (FL DOH in TLH)	\$950,000.00
Housing Opportunity for People with AIDS (HOPWA – WPB) – COVID 19 *	Originates from HUD but provided through the City of West Palm Beach	\$440,000.00

Stable housing allows persons living with HIV/AIDS to access comprehensive healthcare and adhere to HIV treatment. The U.S. Department of Housing and Urban Development (HUD) Office of HIV/AIDS Housing manages the Housing Opportunities for Persons With AIDS (HOPWA) program. HOPWA is the only Federal program dedicated to addressing the housing needs of low-income people living with HIV/AIDS and their families. Grantees partner with nonprofit organizations and housing agencies to provide housing and support to these beneficiaries.

**This is the first year that these funding sources are being utilized to serve clients, so demographics and outcomes are not available yet.*

Syringe Exchange Program

Funding Source	Description	Total Awarded
Syringe Exchange Program*	No funding source; no-cost contract with Rebel Recovery, which operates Florida Access to Syringe & Health Services (FLASH)	\$0.00

The purpose of the **Syringe Exchange Program** is to provide syringe exchange services to any person who uses syringes, provide harm reduction and other services to people who use drugs (PWUD), and reduce the spread of infectious diseases in Palm Beach County.

Agencies & Services Provided

Agency	Service(s) Provided	Contracted Dollar Amount
Rebel Recovery	Syringe exchange and health services	\$0.00

**This is the first year that these funding sources are being utilized to serve clients, so demographics and outcomes are not available yet.*



Division of Senior Services & Veteran Services

Funding Source	
Division of Senior Services (DOSS)	
Actual Ranges	Report Ranges
GY 07/01/2020 - 09/30/2022	10/01/2020 - 09/30/2021

Contracts

Funding Sources	Description	Total Awarded
Ad Valorem	Palm Beach County – Ad Valorem	\$1,378,666.00
Alzheimer’s Disease Initiative (ADI)	State funding – through the Area Agency on Aging (AAA) from Department of Elder Affairs (DOEA)	\$1,281,252.00
Community Care for the Elderly (CCE)	State funding – through the Area Agency on Aging (AAA) from Department of Elder Affairs (DOEA)	\$1,526,509.00
Coronavirus Consolidated Appropriations Act for Nutrition Services (COC2)	Federal funding – through the Area Agency on Aging (AAA) from Department of Elder Affairs (DOEA)	\$539,751.00
Home Care for the Elderly (HCE)	State funding – through the Area Agency on Aging (AAA) from Department of Elder Affairs (DOEA)	\$121,542.00
Older Americans Act / Title 3 Congregate Meals (OAA/O3C1)	Federal funding – through the Area Agency on Aging (AAA) from Department of Elder Affairs (DOEA)	\$547,788.00
Older Americans Act / Title 3 Home-Delivered Meals (OAA/O3C2)	Federal funding – through the Area Agency on Aging (AAA) from Department of Elder Affairs (DOEA)	\$520,235.00
Older Americans Act / Older Americans Title 3 B (Anyone over age 60) (OAA/OA3B)	Federal funding – through the Area Agency on Aging (AAA) from Department of Elder Affairs (DOEA)	\$871,762.00
Older Americans Act / Older Americans Title 3 E (Clients with Caregivers) (OAA/OA3E)	Federal funding – through the Area Agency on Aging (AAA) from Department of Elder Affairs (DOEA)	\$143,306.00
PBC CARES	Federal treasury funding – through Palm Beach County	\$963,269.00
Total		\$7,894,080.00

Direct Services

Direct services are provided by Community Services Department (CSD) staff. These services are described in more detail in the CSD Annual Report.

Funding Sources	Description	Total Awarded
Emergency Home Energy Assistance Program (EHEAP)	Federal funding - through the Area Agency on Aging (AAA) from Department of Elder Affairs (DOEA)	\$1,200.00
Nutrition Services Incentive Program (NSIP)	Federal funding - through the Area Agency on Aging (AAA) from Department of Elder Affairs (DOEA)	\$208,790.00
Respite for Elders Living in Everyday Families (RELIEF)	State funding - through the Area Agency on Aging (AAA) from Department of Elder Affairs (DOEA)	\$45,750.00
Senior Companion Program (SCP)	Corporation, National, and Community Services	\$4,097.00
	Total	\$259,837.00



Ad Valorem

Funding Source	Description	Total Awarded
Ad Valorem	Palm Beach County – Ad Valorem	\$1,378,666.00

Palm Beach County **Ad Valorem** funds serve as a 10% required match to enhance services provided to clients.

Contracted Agencies

Agency	Program Name	Vendor Amount Expended
All Ways Caring Homecare (dba - Southern Home Care Services, Inc.)	Companionship, Homemaker, Personal Care, Respite	\$108,608.00
Alzheimer's Community Care	Adult Day Care	\$2,988.00
Caring for Seniors, Inc.	Chore, Companionship, Enhanced Chore, Homemaker, Personal Care, Respite	\$345,829.00
CSI Private Duty Services, Inc. (dba - Friends Assisting Seniors and Families)	Chore, Companionship, Enhanced Chore, Homemaker, Personal Care, Respite	\$6,480.00
FirstLantic Nurses Registry, Inc.	Personal Care	\$8,620.00
GA Foods Services, Inc.	Congregate Meals, Home Delivered Meals	\$315,342.00
Guardian Medical Monitoring	Emergency Alert Response	\$1,137.00
Home Health Care Resources Corp.	Companionship, Enhanced Chore, Homemaker, Personal Care, Respite	\$218,344.00
Home Health Services of the Palm Beaches, Inc.	Chore, Companionship, Enhanced Chore, Homemaker, Personal Care, Respite	\$65,942.00
JN Nursing Registry, Inc.	Companionship, Homemaker, Personal Care, Respite	\$7,965.00
LifeLine	Emergency Alert Response	\$5,570.00
Mar-J Medical Supply Inc.	Medical Supplies and Services	\$6,024.00
Mega Nursing Services (dba - Affordable Health Care at Home)	Chore, Companionship, Enhanced Chore, Homemaker, Medical Supplies and Services, Personal Care, Respite	\$285,817.00

Alzheimer's Disease Initiative (ADI)

Funding Source	Description	Total Awarded
Alzheimer's Disease Initiative (ADI)	State funding – through the Area Agency on Aging (AAA) from Department of Elder Affairs (DOEA)	\$1,281,252.00

The **Alzheimer's Disease Initiative (ADI)** provides community-based respite services for the special needs of individuals with Alzheimer's disease and related memory disorders. Caregivers are eligible to receive respite and training to assist them in caring for the ADI client.

Contracted Agencies

Agency	Program Name	Vendor Amount Expended
All Ways Caring Homecare (dba - Southern Home Care Services, Inc.)	Respite	\$52,434.00
Alzheimer's Community Care	Adult Day Care	\$4,765.00
Caring for Seniors, Inc.	Respite	\$275,675.00
FirstLantic Nurses Registry, Inc. / FirstLantic Healthcare, Inc.	Respite	\$35,900.00
Home Health Care Resources Corp.	Respite	\$266,896.00
Home Health Services of the Palm Beaches, Inc.	Respite	\$157,336.00
JN Nursing Registry, Inc.	Respite	\$12,105.00
Mar-J Medical Supply Inc.	Medical Supplies and Services	\$9,130.00
Mega Nursing Services(dba - Affordable Health Care at Home)	Counseling (Gerontology), Counseling (Mental Health/ Screening), Medical Supplies and Services, Respite	\$466,062.00
New Day Adult Center (dba - Faith Lutheran Church of North Palm Beach)	Adult Day Care	\$949.00



Community Care for the Elderly (CCE)

Funding Source	Description	Total Awarded
Community Care for the Elderly (CCE)	State funding – through the Area Agency on Aging (AAA) from Department of Elder Affairs (DOEA)	\$1,526,509.00

The **Community Care for the Elderly (CCE)** funding provides community-based services organized in a continuum of care to help functionally impaired persons 60 years of age and older to live in the least restrictive yet most cost-effective environment suitable to their needs.

Contracted Agencies

Agency	Program Name	Vendor Amount Expended
All Ways Caring Homecare (dba - Southern Home Care Services, Inc.)	Companionship, Homemaker, Personal Care, Respite	\$133,772.00
Alzheimer’s Community Care	Adult Day Care	\$12,289.00
Caring for Seniors, Inc.	Chore, Companionship, Enhanced Chore, Homemaker, Personal Care, Respite	\$409,198.00
CSI Private Duty Services, Inc. (dba - Friends Assisting Seniors and Families)	Chore, Companionship, Enhanced Chore, Homemaker, Personal Care, Respite	\$2,624.00
FirstLantic Nurses Registry, Inc. / FirstLantic Healthcare, Inc.	Chore, Companionship, Enhanced Chore, Homemaker, Personal Care, Respite	\$25,488.00
GA Foods Services, Inc.	Home Delivered Meals	\$41,364.00
Guardian Medical Monitoring	Emergency Alert Response	\$1,424.00
Home Health Care Resources Corp.	Chore, Companionship, Enhanced Chore, Homemaker, Personal Care, Respite	\$287,677.00
Home Health Services of the Palm Beaches, Inc.	Chore, Companionship, Enhanced Chore, Homemaker, Personal Care, Respite	\$290,477.00
JN Nursing Registry, Inc.	Companionship, Homemaker, Personal Care, Respite	\$11,196.00
LifeLine	Emergency Alert Response	\$8,118.00
Mar-J Medical Supply Inc.	Medical Supplies and Services	\$23,586.00
Mega Nursing Services (dba - Affordable Health Care at Home)	Chore, Companionship, Counseling (Gerontology), Counseling (Mental Health/Screening), Enhanced Chore, Homemaker, Medication Management, Medical Supplies and Services, Personal Care, Respite	\$279,296.00

Coronavirus Consolidated Appropriations Act for Nutrition Services (COC2)

Funding Source	Description	Total Awarded
Coronavirus Consolidated Appropriations Act for Nutrition Services (COC2) *	Federal funding – through the Area Agency on Aging (AAA) from Department of Elder Affairs (DOEA)	\$539,751.00

The **Coronavirus Consolidated Appropriations Act for Nutrition Services (COC2)** provides nutrition services such as home-delivered meals and congregate meals to individuals aged 60 or older, their spouses, persons with disabilities who reside in a housing facility occupied primarily by older individuals where meals are served or delivered, and volunteers (regardless of age).

** There are no vendors to report for GY 2021. Funding began on February 1, 2021 and was active during GY 2021 but the funds were not going to be used until January 2022 to ensure other available funding sources, which would end in December 2021, would be utilized first.*





Home Care for the Elderly (HCE)

Funding Sources	Description	Total Awarded
Home Care for the Elderly (HCE)	State funding – through the Area Agency on Aging (AAA) from Department of Elder Affairs (DOEA)	\$121,542.00

The **Home Care for the Elderly (HCE)** funding supports care for persons 60 and older in family-type living arrangements within private homes, as an alternative to institutional or nursing home care. A basic subsidy is provided for support and maintenance of the elder, including some medical costs. A special subsidy may also be provided for services and/or supplies.

Contracted Agencies

Agency	Program Name	Vendor Amount Expended
Caring for Seniors, Inc.	Chore, Companionship, Enhanced Chore, Homemaker, Personal Care, Respite	\$33,261.00
GA Foods Services, Inc.	Home Delivered Meals	\$4,708.00
Home Health Care Resources Corp.	Chore, Enhanced Chore, Homemaker, Personal Care, Respite	\$ 39,615.00
Home Health Services of the Palm Beaches, Inc.	Chore, Enhanced Chore, Homemaker, Personal Care, Respite	\$9,999.00
JN Nursing Registry, Inc.	Respite	\$2,664.00
Mar-J Medical Supply Inc.	Medical Supplies and Services	\$3,381.00
Mega Nursing Services (dba - Affordable Health Care at Home)	Chore, Counseling (Gerontology), Counseling (Mental Health/ Screening), Enhanced Chore, Homemaker, Medical Supplies and Services, Personal Care, Respite	\$27,914.00

Older Americans Act / Title 3 Congregate Meals (OAA/O3C1)

Funding Sources	Description	Total Awarded
Older Americans Act / Title 3 Congregate Meals (OAA/O3C1)	Federal funding – through the Area Agency on Aging (AAA) from Department of Elder Affairs (DOEA)	\$547,788.00

The primary purpose of the **Older Americans Act (OAA)** is to foster the development and implementation of comprehensive and coordinated systems to serve older individuals. These systems assist older individuals to attain and maintain maximum independence with supportive services. The Title III C1 funding provides congregate meals and nutrition education in strategically located centers such as schools, churches, community centers, senior centers, and other public or private facilities where persons may receive other social and rehabilitative services.

Contracted Vendors

Agency	Program Name	Vendor Amount Expended
GA Foods Services, Inc.	Congregate Meals	\$547,788.00

Older Americans Act / Title 3 Congregate Meals (OAA/O3C2)

Funding Sources	Description	Total Awarded
Older Americans Act / Title 3 Congregate Meals (OAA/O3C2)	Federal funding – through the Area Agency on Aging (AAA) from Department of Elder Affairs (DOEA)	\$520,235.00

The primary purpose of the **Older Americans Act (OAA)** is to foster the development and implementation of comprehensive and coordinated systems to serve older individuals. These systems assist older individuals to attain and maintain maximum independence with supportive services. The Title III C2 funding provides home-delivered meals, nutrition screening and assessment, nutrition counseling, and nutrition education to homebound individuals.

Contracted Vendors

Agency	Program Name	Vendor Amount Expended
GA Foods Services, Inc.	Home Delivered Meals, Congregate Meals	\$520,235.00



Older Americans Act / Title 3B Anyone Over Age 60 (OAA/OA3B)

Funding Source	Description	Total Awarded
Older Americans Act / Older Americans Title 3B (Anyone over age 60) (OAA/OA3B)	State funding – through the Area Agency on Aging (AAA) from Department of Elder Affairs (DOEA)	\$871,762.00

The primary purpose of the **Older Americans Act (OAA)** is to foster the development and implementation of comprehensive and coordinated systems to serve older individuals. These systems assist older individuals to attain and maintain maximum independence with supportive services. The Title III B funding provides supportive services to boost the well-being of elders and to help them live independently in their home environment and the community.

Contracted Agencies

Agency	Program Name	Vendor Amount Expended
All Ways Caring Homecare (dba - Southern Home Care Services, Inc.)	Companionship, Homemaker, Personal Care, Respite	\$117,365.00
Alzheimer's Community Care	Adult Day Care	\$13,422.00
Caring for Seniors, Inc.	Chore, Companionship, Enhanced Chore, Homemaker, Personal Care, Respite	\$349,438.00
CSI Private Duty Services, Inc. (dba - Friends Assisting Seniors and Families)	Chore, Companionship, Enhanced Chore, Homemaker, Personal Care, Respite	\$14,592.00
Home Health Care Resources Corp.	Chore, Companionship, Enhanced Chore, Homemaker, Personal Care, Respite	\$135,178.00
Home Health Services of the Palm Beaches, Inc.	Chore, Companionship, Enhanced Chore, Homemaker, Personal Care, Respite	\$147,502.00
JN Nursing Registry, Inc.	Companionship, Homemaker, Personal Care, Respite	\$1,557.00
Mega Nursing Services (dba - Affordable Health Care at Home)	Chore, Companionship, Enhanced Chore, Homemaker, Personal Care, Respite	\$92,708.00

Older Americans Act / Title 3E Clients with Caregivers (OAA/OA3E)

Funding Source	Description	Total Awarded
Older Americans Act / Older Americans Title 3 E (Clients with Caregivers) (OAA/OA3E)	Federal funding – through the Area Agency on Aging (AAA) from Department of Elder Affairs (DOEA)	\$143,306.00

The primary purpose of the **Older Americans Act (OAA)** is to foster the development and implementation of comprehensive and coordinated systems to serve older individuals. These systems assist older individuals to attain and maintain maximum independence with supportive services. The Title III E funding provides services through the National Family Caregiver Support Program to assist families caring for frail older members and to assist grandparents or older relatives who are caregivers for children 18 and younger or for children of any age who have disabilities.

Contracted Agencies

Agency	Program Name	Vendor Amount Expended
All Ways Caring Homecare (dba - Southern Home Care Services, Inc.)	Respite	\$936.00
Alzheimer's Community Care	Adult Day Care	\$2,780.00
Caring for Seniors, Inc.	Chore, Enhanced Chore, Respite	\$35,006.00
Home Health Care Resources Corp.	Chore, Enhanced Chore, Respite	\$37,605.00
Home Health Services of the Palm Beaches, Inc.	Chore, Enhanced Chore, Respite	\$14,611.00
Mar-J Medical Supply Inc.	Medical Supplies and Services	\$757.00
Mega Nursing Services (dba - Affordable Health Care at Home)	Chore, Enhanced Chore, Medical Supplies and Services, Respite	\$51,611.00



PBC CARES

Funding Source	Description	Total Awarded
PBC CARES	Federal treasury funding – through Palm Beach County	\$963,269.00

The **PBC CARES** funding provides services such as home-delivered meals and food cards to individuals aged 60 or older.

Contracted Agencies

Agency	Program Name	Vendor Amount Expended
GA Foods Services, Inc.	Home Delivered Meals	\$716,265.00
Sterling Group Foods	Home Delivered Meals	\$247,004.00

Emergency Home Energy Assistance Program (EHEAP)

Funding Source	Description	Total Awarded
Emergency Home Energy Assistance Program (EHEAP)	Federal funding – through the Area Agency on Aging (AAA) from Department of Elder Affairs (DOEA)	\$1,200.00

The **Emergency Home Energy Assistance Program (EHEAP)** Crisis Benefits funding assists seniors in a situation where a household does not have or is in danger of losing home energy for heating or cooling.

Nutrition Services Incentive Program (NSIP)

Funding Source	Description	Total Awarded
Nutrition Services Incentive Program (NSIP)	Federal funding – through the Area Agency on Aging (AAA) from Department of Elder Affairs (DOEA)	\$208,790.00

The primary purpose of the Older Americans Act (OAA) is to foster the development and implementation of comprehensive and coordinated systems to serve older individuals. These systems assist older individuals to attain and maintain maximum independence with supportive services. The **Nutrition Services Incentive Program (NSIP)** provides incentives for the effective delivery of nutritious meals to older individuals. NSIP allows programs to increase the number and/or the quality of meals served. NSIP is a cash allotment or commodity program that supplements funding or food used in meals served under the OAA. Florida has opted for cash payments in lieu of donated foods.

Respite for Elders Living in Everyday Families (RELIEF)

Funding Source	Description	Total Awarded
Respite for Elders Living In Everyday Families (RELIEF)	State funding – through the Area Agency on Aging (AAA) from Department of Elder Affairs (DOEA)	\$45,750.00

The **Respite for Elders Living in Everyday Families (RELIEF)** funding provides volunteer-based in-home respite services (beyond the provisions of current public programs) that are designed to support family caregivers of frail homebound elders age 60 and older and those with Alzheimer's disease and related dementia. Additionally, the RELIEF program provides opportunities for multi-generational corporations of volunteers (age 18 and older) to contribute to their communities; up to four (4) hours of in-home respite services at a time (with an emphasis on evening and weekend hours); and stipends (to those who qualify) and reimbursements to volunteers (to enable them to provide services at no cost to themselves).

Senior Companion Program (SCP)

Funding Sources	Description	Total Awarded
Senior Companion Program (SCP)	Corporation, National, and Community Services	\$4,097.00

The **Senior Companion Program (SCP)** is volunteer-centered and pairs individuals who are 55 and older with seniors who need caring support. Senior Companion Volunteers visit clients and receive a modest, tax-free stipend that does not affect Social Security, disability or similar payments. The rewards of this program are great with both the volunteer and the senior client benefiting in so many ways.



Outcomes Across ALL Senior Services contracted funding sources for FY 2021**

Outcome Indicator	Actual Achieved
Number of Adult Day Care hours provided to seniors with cognitive and functional impairments.	4,391 Adult Day Care hours were provided to seniors with cognitive and functional impairments.
Number of Outreach events that provide education and awareness of resources.	15 Outreach Events were held to provide education and awareness of resources.
Number of Volunteer hours to assist staff in meeting the needs of the community.	12,540 Volunteer hours were logged to assist staff in meeting the needs of the community.
Number of client crisis resolved through Emergency Home Energy Assistance.	606 client crises were resolved through Emergency Home Energy Assistance.
Number of hours of In-Home services (personal care, home-making, respite, companionship, etc.) provided to seniors. Number of nutritious Meals provided to clients in need.	288,006 hours of In-Home Services were provided to seniors.
Number of nutritious Meals provided to clients in need.	528,500 nutritious Meals were provided to clients in need.
Percentage of Adult Protective Services clients served within 72 hours of referral.	100% of Adult Protective Services clients were served within 72 hours of referral.

**The outcomes reported are general performance measurements that the division tracks and are not specific to the individual funding sources reported in this document.*

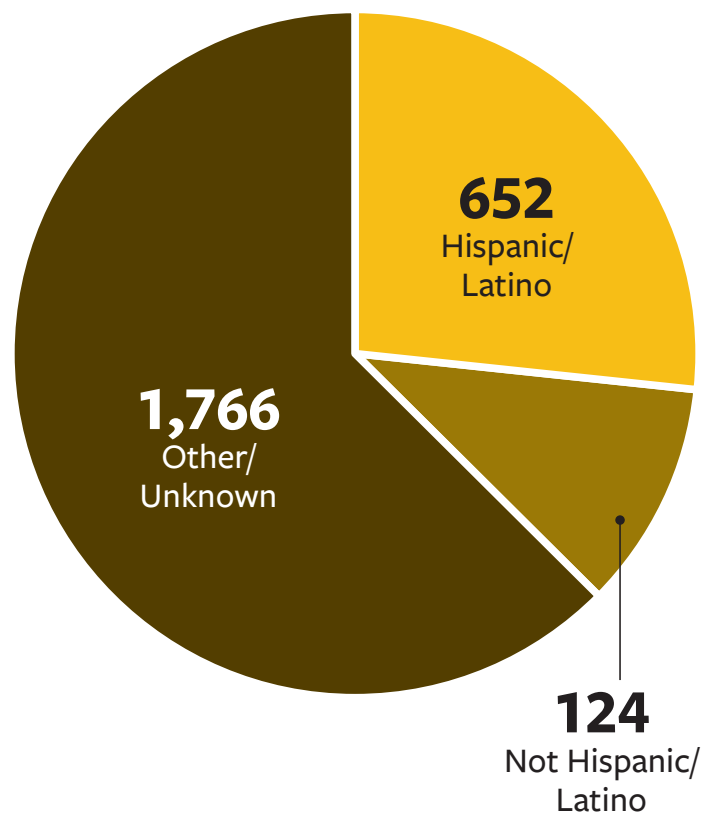
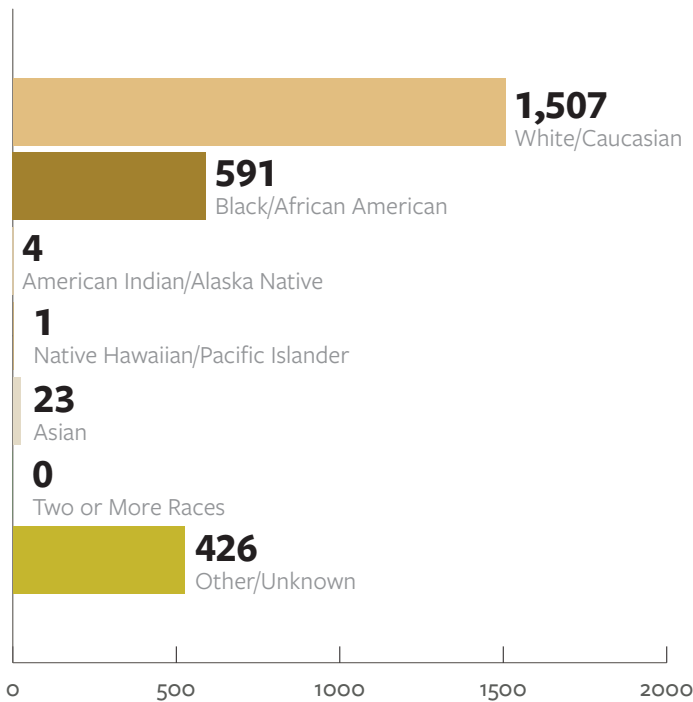


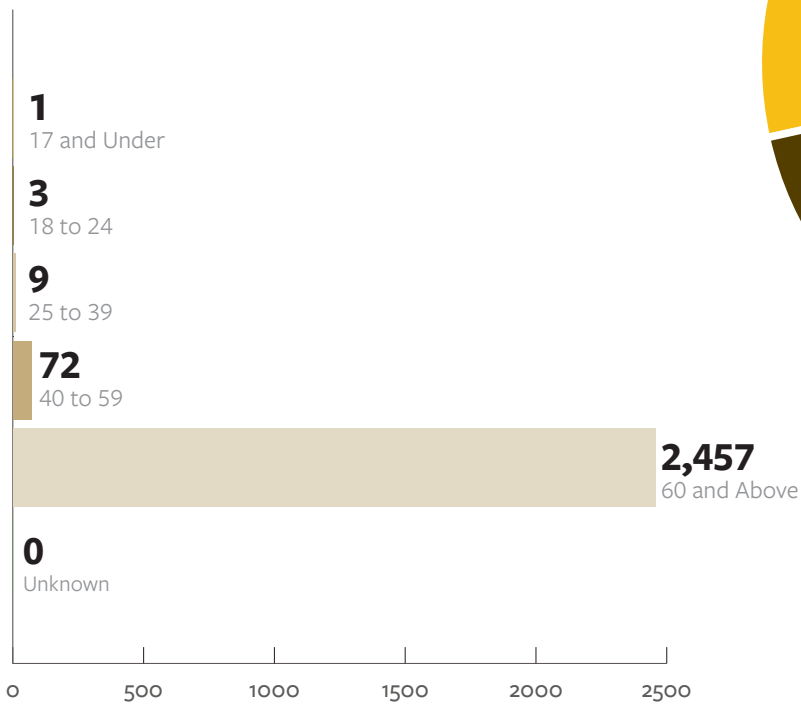
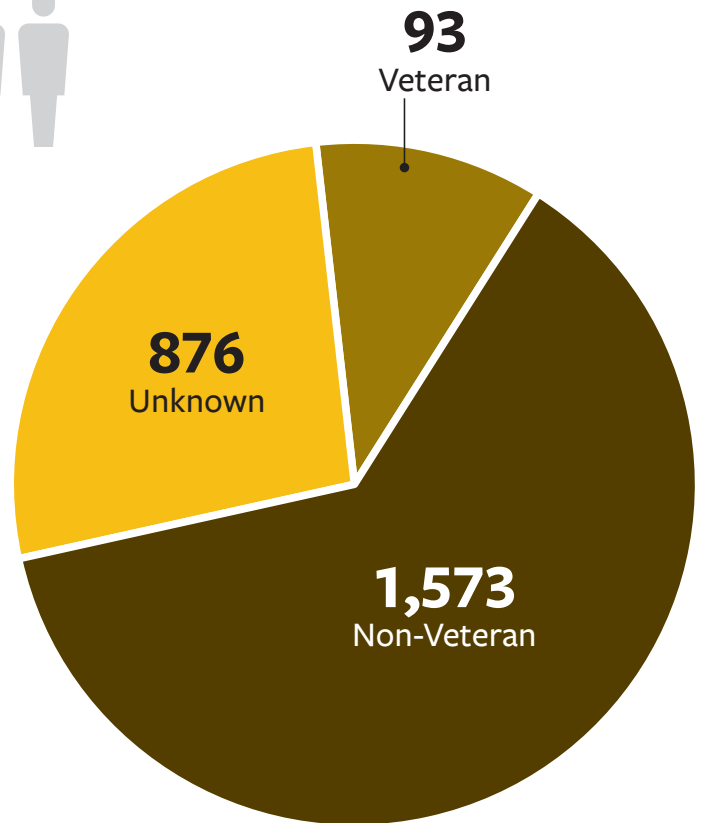
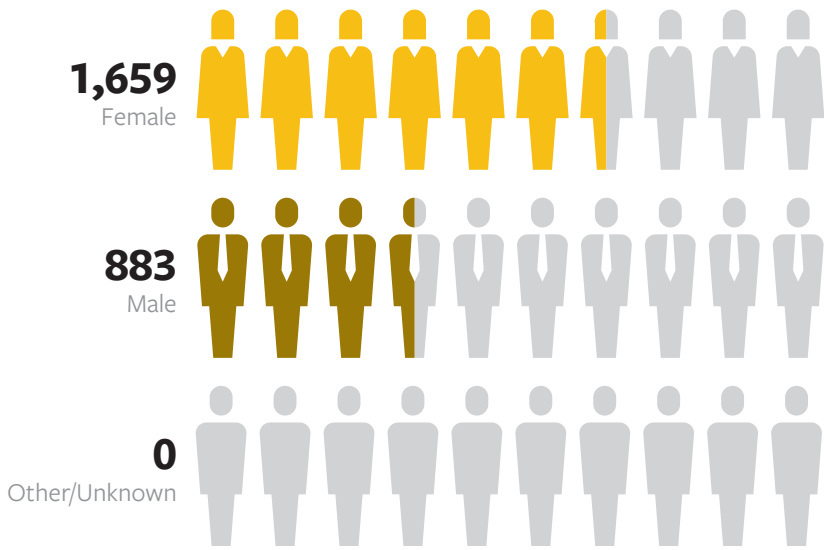


All Senior Services Funding Sources for FY 2021*

Demographics

2,542 Total Clients Served





**These graphs depict the aggregated demographics for all the Senior Services funding sources for October 1, 2020 through September 30, 2021.*



Substance Use Disorders

Funding Source	
Behavioral Health & Substance Use Disorders (BHSUD)	
Actual Ranges	Report Ranges
FY 10/01/2020 - 09/30/2021	10/01/2020 - 09/30/2021

Contracts

BCC Priority: Substance Use and Behavior Disorders

Funding Sources	Description	Total Awarded
Addiction Stabilization Center (ASC)	Local Funding - first appropriated in 2017 to address the County's opioid epidemic	\$1,000,000.00
Comprehensive Opioid, Stimulant, and Substance Abuse Program (COSSAP)	Federal Funding - Bureau of Justice Assistance Grant from the Department of Justice	\$1,200,000.00
Opioid Response	Opioid Response	\$1,400,000.00
Total		\$3,600,000.00

Addiction Stabilization Center (ASC)

Funding Source	Description	Total Awarded
Addiction Stabilization Center (ASC) *	Local funding – first appropriated in 2017 to address the County's opioid epidemic	\$1,000,000.00

The **Addiction Stabilization Center (ASC)** opened in October 2019 at the JFK Medical Center North to address the immediate and critical care of Individuals experiencing opioid and other drug overdoses. It provides a central location with an emergency room component that allows for lifesaving overdose intervention and a behavioral health component, which includes immediate psychiatric identification for the best treatments to assist patients in addressing their addiction moving forward.

Outcomes

Outcome Indicator	Actual Achieved
200 uninsured Palm Beach County residents experiencing an overdose will be served by the Addiction Stabilization Center (ASC).	414 uninsured Palm Beach County residents experiencing an overdose were served by the Addiction Stabilization Center (ASC).

Contracted Agencies

Agency	Program Name	Contracted Dollar Amount
Healthcare District of Palm Beach County	Addiction Stabilization Center (ASC)	\$1,000,000.00

**Client data and outcomes are not available for this funding source.*

Comprehensive Opioid, Stimulant, and Substance Abuse Program (COSSAP)

Funding Source	Description	Total Awarded
Comprehensive Opioid, Stimulant, and Substance Abuse Program (COSSAP)	Federal funding – through the Bureau of Justice Assistance Grant from the Department of Justice	\$1,200,000.00

This demonstration aims to achieve housing stability with a criminal justice involved population given its key predictive value in achieving long-term recovery outcomes. This program seeks to provide recovery housing with other recovery support services for Clients with Substance Use Disorder (SUD) referred from the Palm Beach County Criminal Justice System and other criminal justice involved individuals in order to reduce opioid use and recidivism rates. Specific services will include, but not be limited to, care coordination, peer support, housing and other recovery supportive services. Clients served through this program will have access to the Recovery Housing Voucher and Recovery Support Services Funds.

Outcomes

Outcome Indicator	Actual Achieved
Housing – 50% of Clients served will remain in stable housing from housing placement to program completion. (Methodology: Clients assessed at housing placement and quarterly up to program completion).	N/A – Clients not assessed yet
Housing – 50% of Clients will maintain stable housing for 30 days, 60 days, and 90 days post program completion.	N/A – Clients not assessed yet
Justice Services – Clients assessed for this outcome will not receive a new law violation while in the program.	Of the clients assessed for this outcome, 9 of 11 or 81.8% did not receive a new law violation while in the program.
Justice Services – 80% of Clients will have not been arrested for 30 days, 60 days, and 90 days post program completion	N/A – Clients not assessed yet
Recovery Support Services – Clients assessed for this outcome will demonstrate an increase of at least one (1) point within a domain on the Recovery Capital Index (RCI) from baseline (intake) and every 30 days thereafter.	Of the clients assessed for this outcome, 5 of 7 or 71.4% demonstrated an increase of at least one (1) point within a domain on the Recovery Capital Index (RCI) from baseline (intake) and every 30 days thereafter.

Contracted Agencies

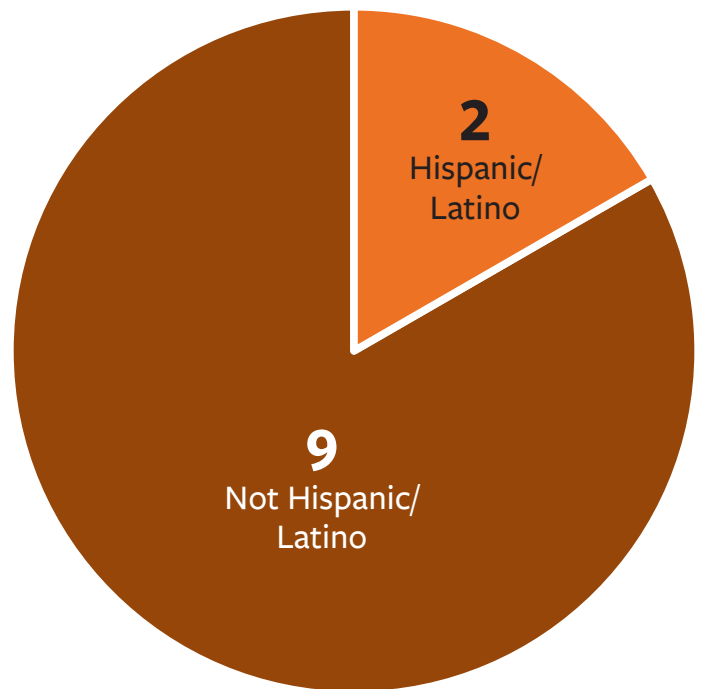
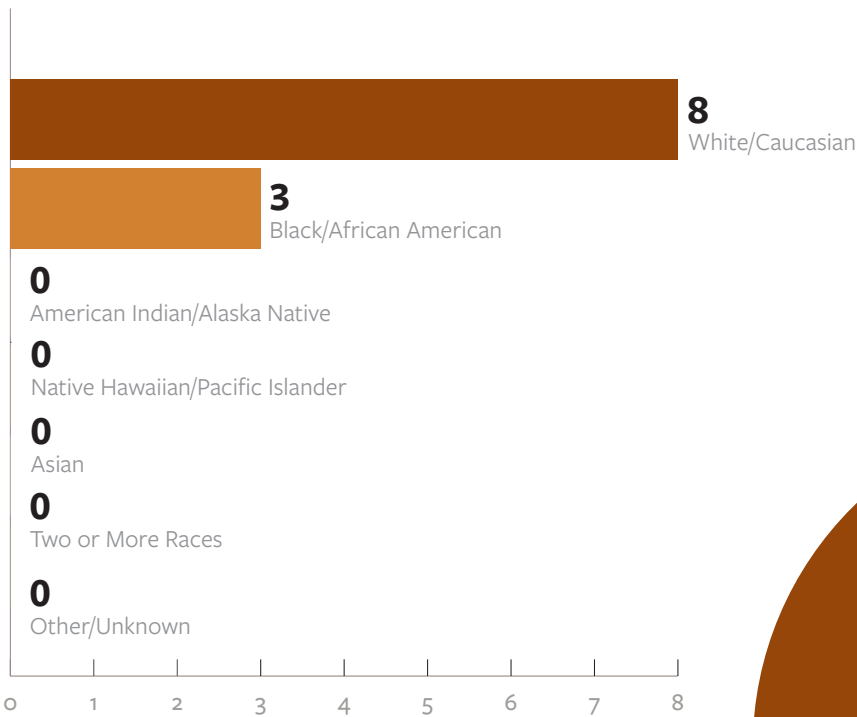
Agency	Program Name	Contracted Dollar Amount
Southeast Florida Behavioral Health Network (SEFBHN)	Coordinated Housing, Recovery Supports and Recovery Capital Initiative	\$1,000,000.00

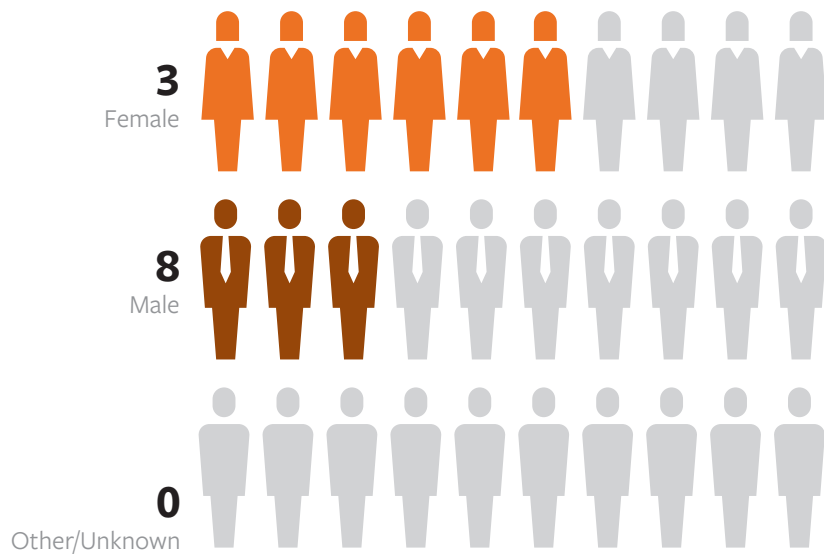
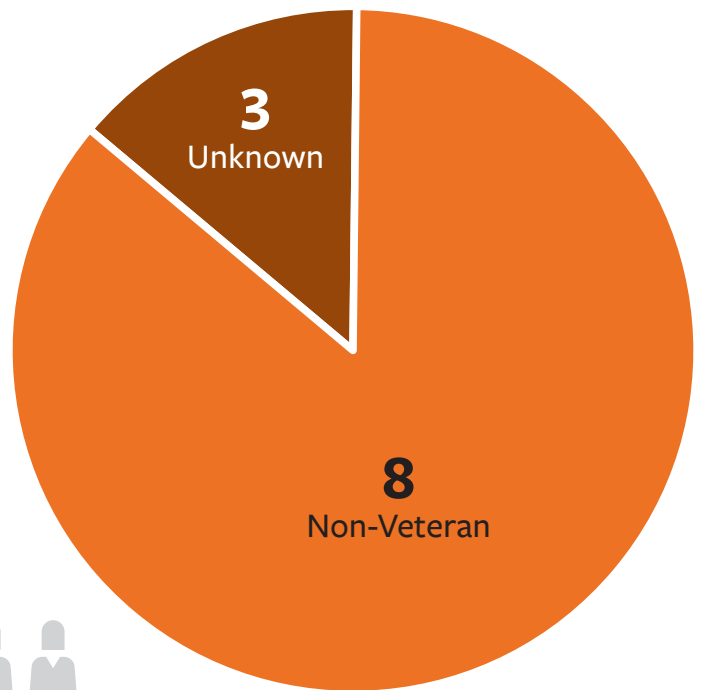
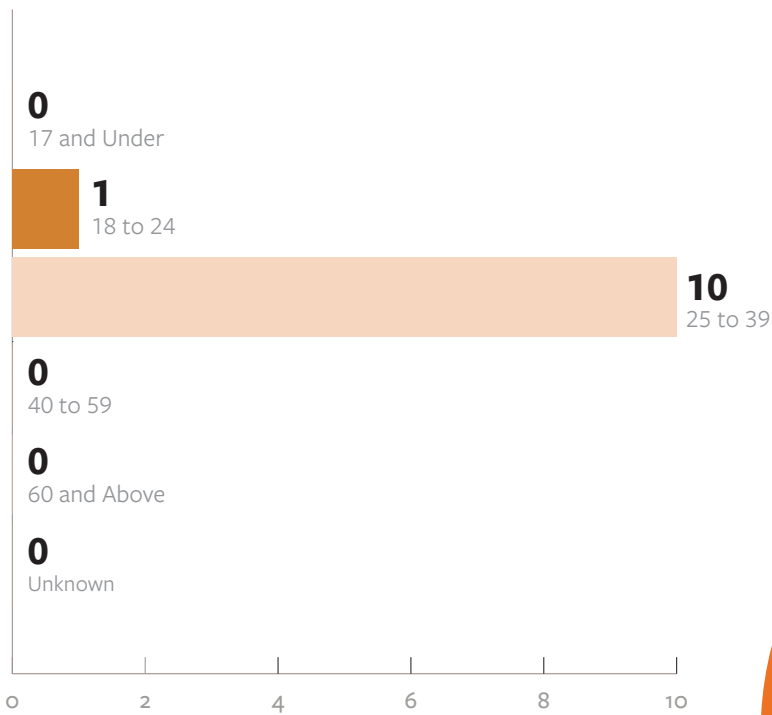


Substance Use Disorders

Demographics

11 Total Clients Served





** Funding was awarded in FY 2020 and the project started in July 2021. The demographic table and the outcomes are only capturing clients served/enrolled between July 2021 and September 2021.*



Opioid Response

Funding Sources	Description	Total Awarded
Opioid Response *	Local funding – first appropriated in 2017 to address the County’s opioid epidemic	\$1,400,000.00

The purpose of this Agreement is to provide financial support to Southeast Florida Behavioral Health Network, Inc. (SEFBHN) in order to achieve long-term recovery outcome and quality of care improvements by planning, developing and implementing a comprehensive recovery-centric and recovery-oriented system of care. The system of care is expected to identify the behavioral health and substance use disorder needs of the client population; improve client care with linkage efforts across all health domains; and, inform public payers of appropriate level of care purchases resulting in anticipated cost-savings which will be reinvested to needed social, recovery support and prevention services.

Outcomes

Outcome Indicator	Actual Achieved
300 clients who receive supportive recovery services will be given the RCI to assess their overall needs.	461 clients who received supportive recovery services were given the RCI to assess their overall needs.
1800 indigent residents will be served through the two (2) established Recovery Community Centers (RCCs) in Palm Beach County.	495 indigent residents were served through the two (2) established Recovery Community Centers (RCCs) in Palm Beach County.
Care Coordination services will be provided to 1200 residents of Palm Beach County with substance use disorders each quarter.	Care Coordination services were provided to 43 residents of Palm Beach County with substance use disorders each quarter.
3200 units will be billed for SUD-related respite services for indigent residents of Palm Beach County.	71 units were billed for SUD-related respite services for indigent residents of Palm Beach County.
200 at-risk residents of Palm Beach County will be provided with substance use awareness/prevention/education activities per month.	308 at-risk residents of Palm Beach County were provided with substance use awareness/prevention/education activities per month.

Contracted Agencies

Agency	Program Name	Contracted Dollar Amount
Southeast Florida Behavioral Health Network (SEFBHN)	Opioid Response	\$1,400,000.00

**Client demographic data is not available for this funding source.*





**Palm Beach County
COMMUNITY
SERVICES**

Helping People Build Better Communities

810 Datura Street
West Palm Beach, FL 33401
(561) 355-4700
pbcgov.com/communityservices



Palm Beach County
Board of County Commissioners